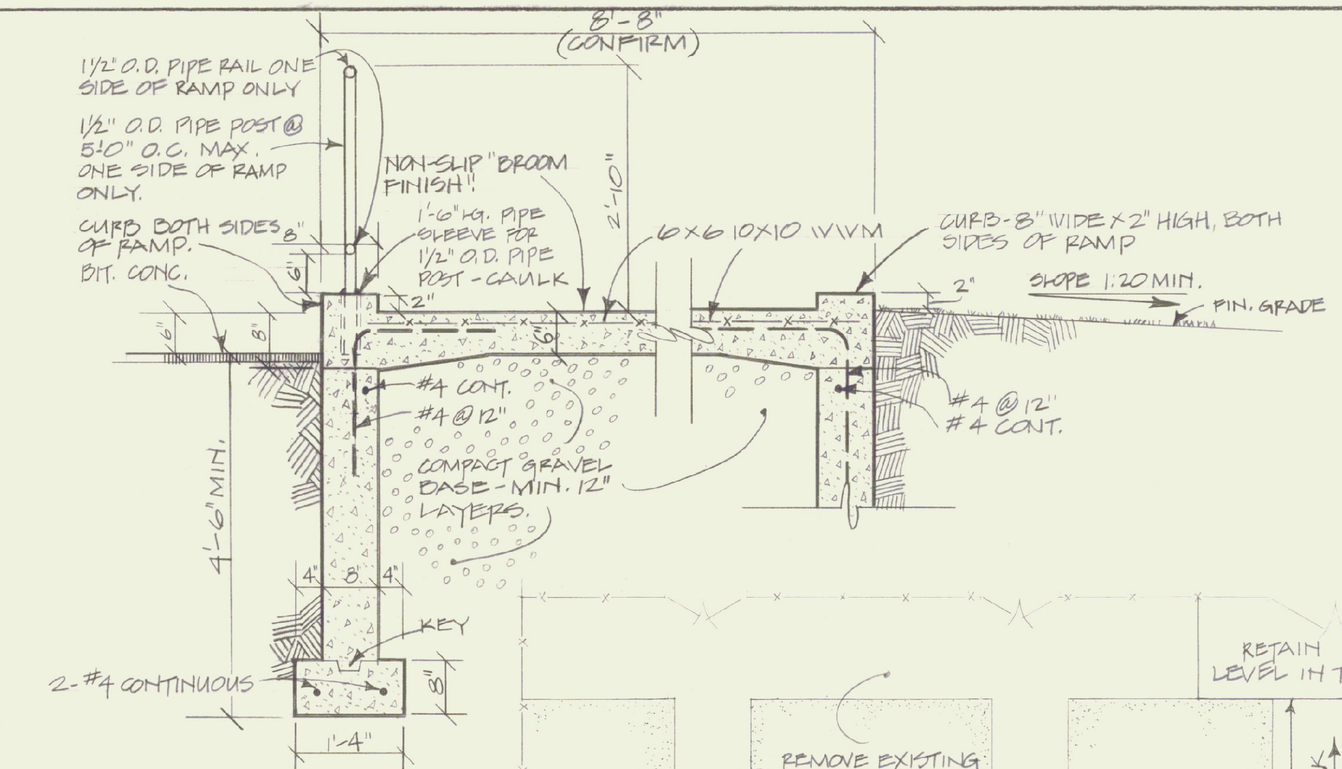

DETAIL ① THRU RAMP
SCALE 3/4" = 1'-0"

GENERAL NOTES:

Ⓐ PATCH AND RESTORE ALL WALLS & PARTITIONS DISTURBED BY THIS CONTRACT. PAINT TO MATCH.

Ⓑ PATCH ALL FLOOR SURFACES DISTURBED BY THIS CONTRACT, TO MATCH EXISTING.

Ⓒ ALL EXTERIOR POSTS, RAILINGS, BALUSTERS AND FITTINGS TO BE FACTORY PRIMED STEEL. DRESS ALL WELDED SURFACES AND EDGES SMOOTH & FLUSH. FINISH W/2 COATS "RUSTOLEUM" OR APPROVED EQUAL. COLOR: BLACK.

Ⓓ TOILET ROOM ENTRANCE DOORS: INSTALL 3'-0" x 6'-10" "YOUNG" BIRCH FLUSH DOOR W/PARTICLEBOARD CORE, WITH 16 GAUGE METAL FRAME WITH REINFORCED HEADER. REUSE EXISTING DOOR PULL, CLOSER AND SIGN. INSTALL PLASTIC KICKPLATE AT LOBBY SIDE OF DOOR, MINIMUM 12" HIGH.

Ⓔ ALL WALK SURFACES OF RAMP AND SLAB SHALL BE NON-SLIP "BROOM FINISH".

REMOVE THREE EXISTING LAVATORIES AND COUNTERTOP. INSTALL TWO NEW WALL HUNG LAVATORIES, "AMERICAN STANDARD FENLYN #0373.040" W/FAUCETS & POP-UP DRAIN, "AMERICAN STANDARD #2103.786" 4" O.C. MOUNT LAVATORIES W/CONCEALED ARM HANGERS, "J.R. SMITH, #720". PROVIDE 29" KNEE SPACE FROM SINK APRON TO FIN. FL.

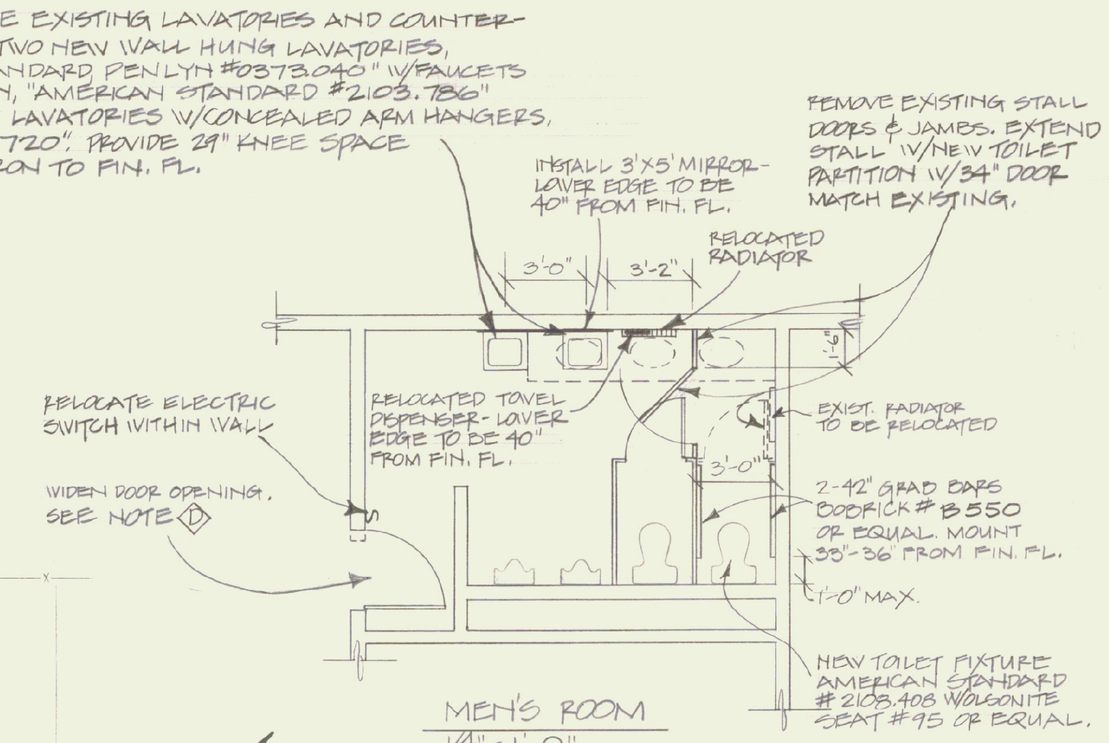

MEN'S ROOM
1/4" = 1'-0"

NOTE: DASH LINES INDICATE REMOVAL

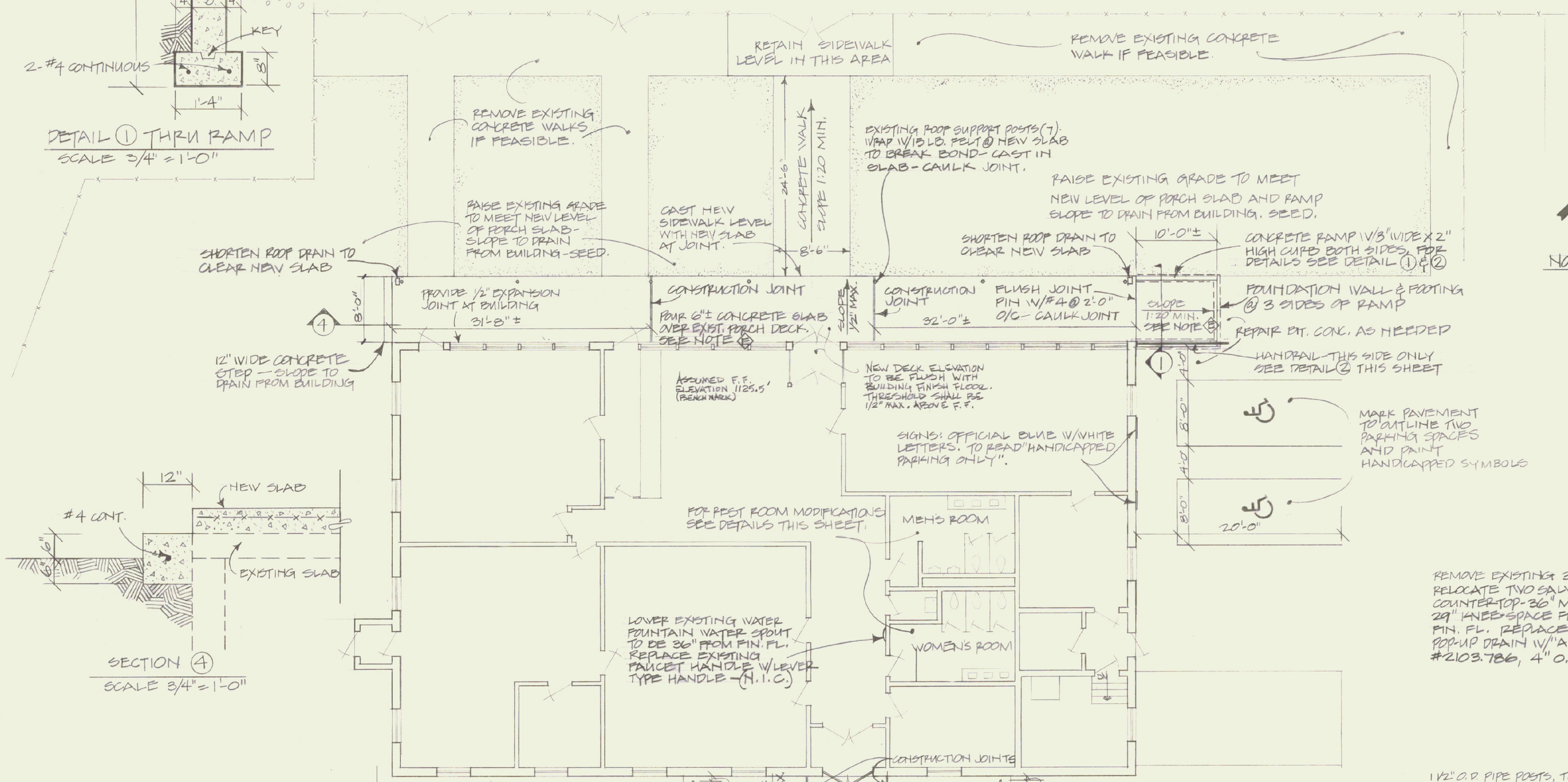

FLOOR/SITE PLAN
1/8" = 1'-0"

NOTE: DASHED LINES INDICATE REMOVAL

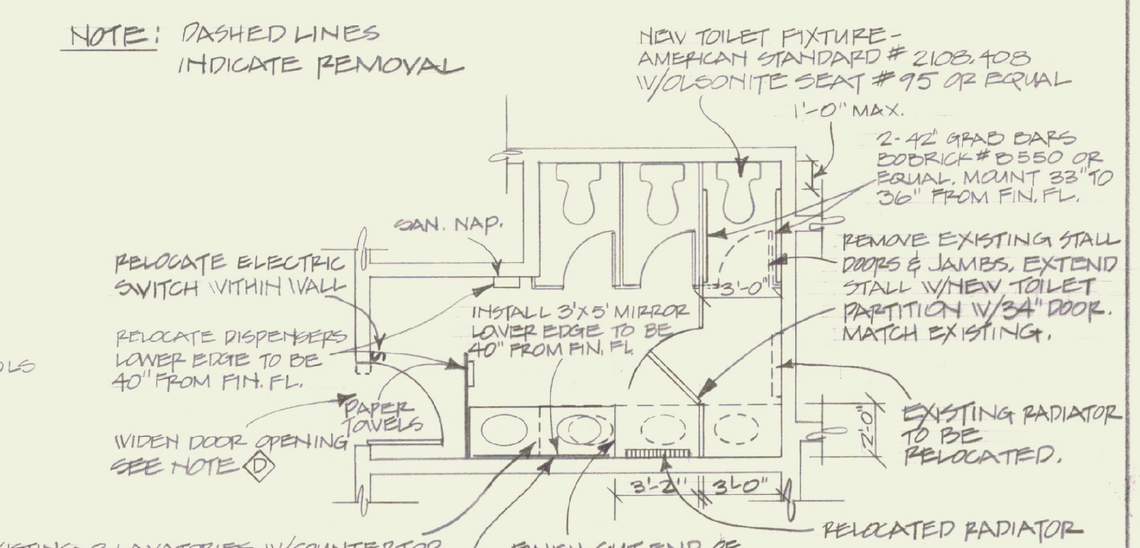

REMOVE EXISTING 3 LAVATORIES W/COUNTERTOP. RELOCATE TWO SALVAGED LAVATORIES WITH COUNTERTOP - 36" MAX. FROM FIN. FL. PROVIDE 29" KNEE SPACE FROM COUNTER APRON TO FIN. FL. REPLACE EXISTING FAUCETS & POP-UP DRAIN W/"AMERICAN STANDARD #2103.786, 4" O.C.

WOMEN'S ROOM
SCALE 1/4" = 1'-0"

SECTION ④
SCALE 3/4" = 1'-0"

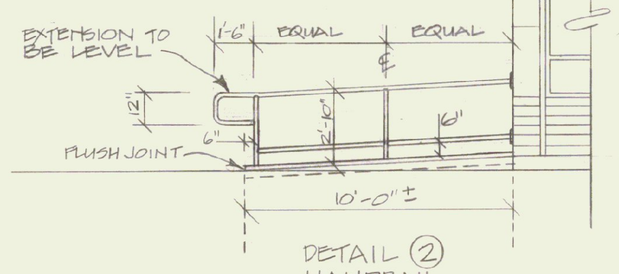

DETAIL ② HANDRAIL
SCALE 1/4" = 1'-0"

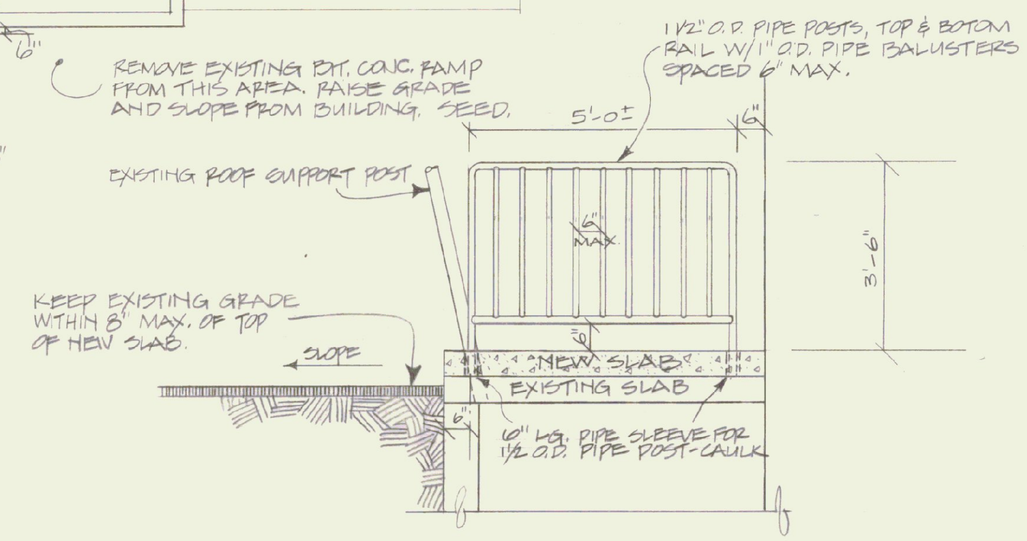

SECTION ③ TYPICAL
SCALE 1/2" = 1'-0"

STATE OF VERMONT
DIVISION OF STATE BUILDINGS
AGENCY OF ADMINISTRATION
MONTPELIER, VERMONT

MODIFICATIONS FOR HANDICAPPED ACCESS
TERMINAL BUILDING
KNAPP AIRPORT, BERLIN, VERMONT

DATE:	SCALE	REVISIONS:	DWG. NO.
JAN. 7, 1987	AS NOTED	1/30/87 AVP	HC-1
DRAWN BY: S.R./A.V.P.	APPROVED BY: J. Hughes		1 OF 1