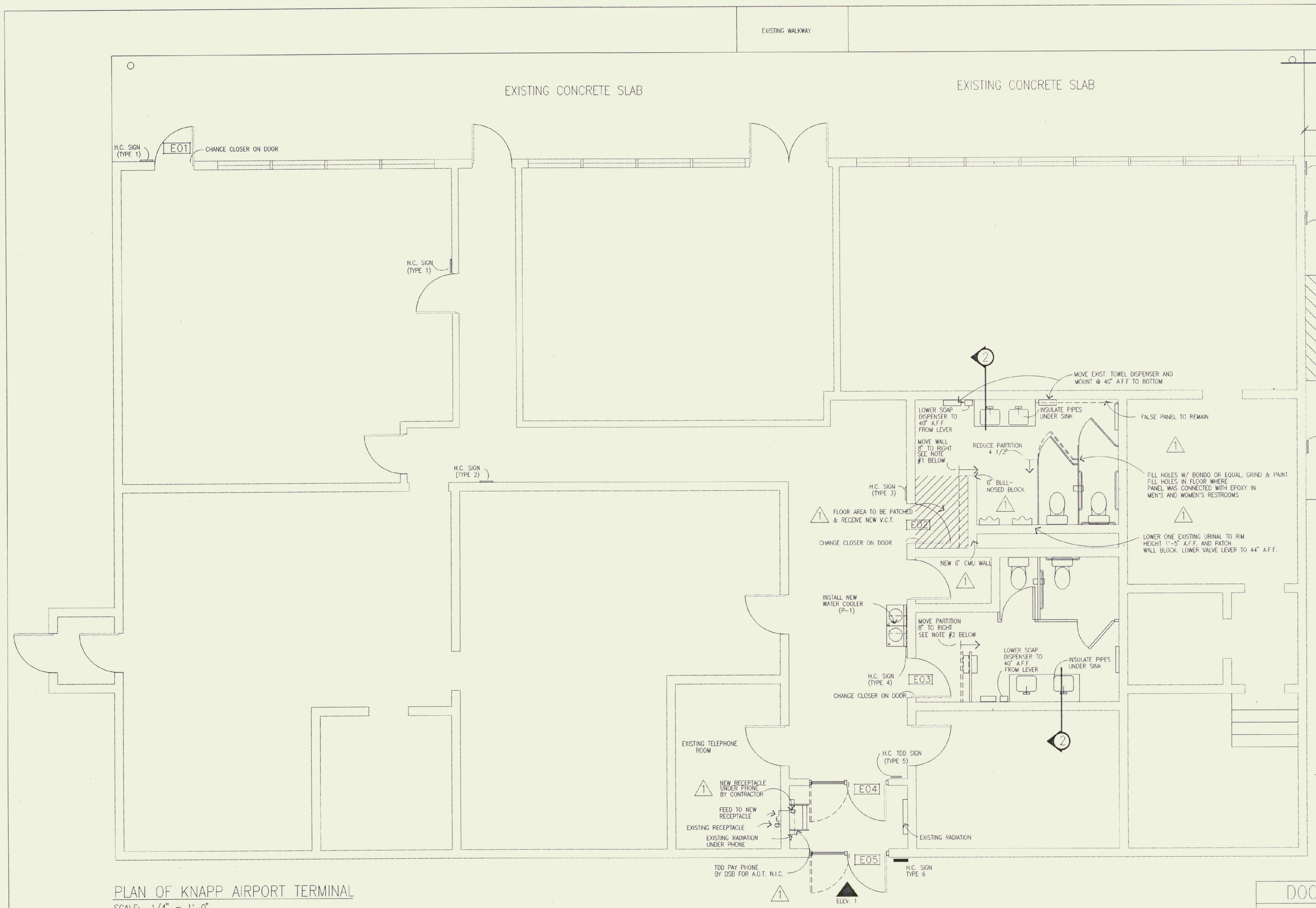

PLAN OF KNAPP AIRPORT TERMINAL
SCALE: 1/4" = 1'-0"

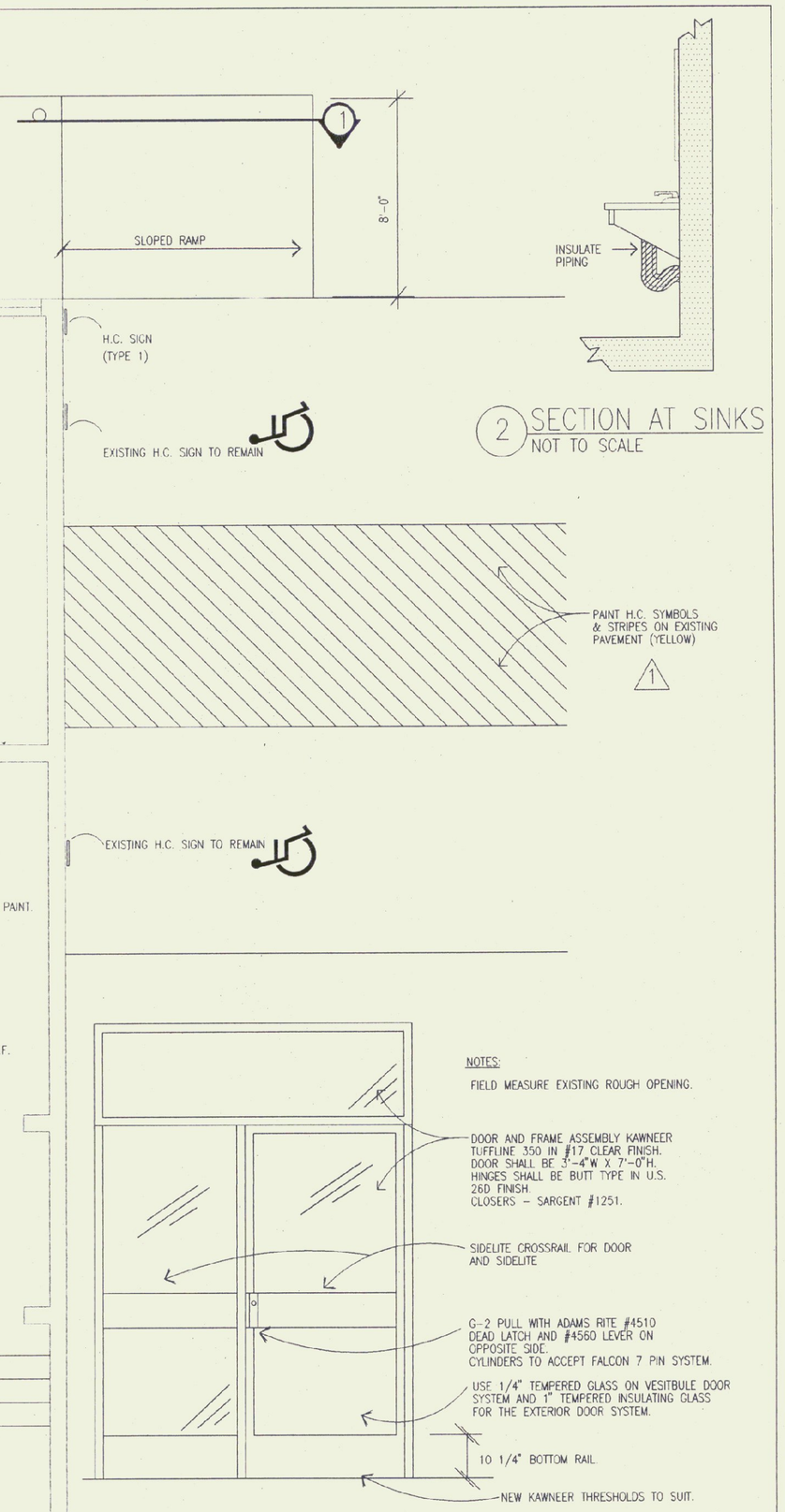

2 SECTION AT SINKS
NOT TO SCALE

ELEVATION 1 - DOORS E04 & E05
SCALE: 1/2" = 1'-0"

AS-BUILT 9/26/95

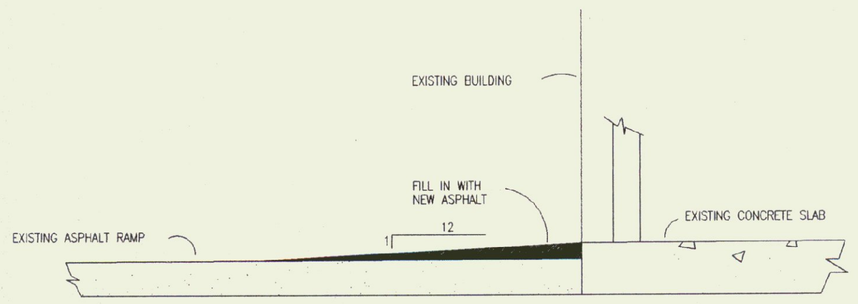

1 SECTION OF RAMP
NOT TO SCALE

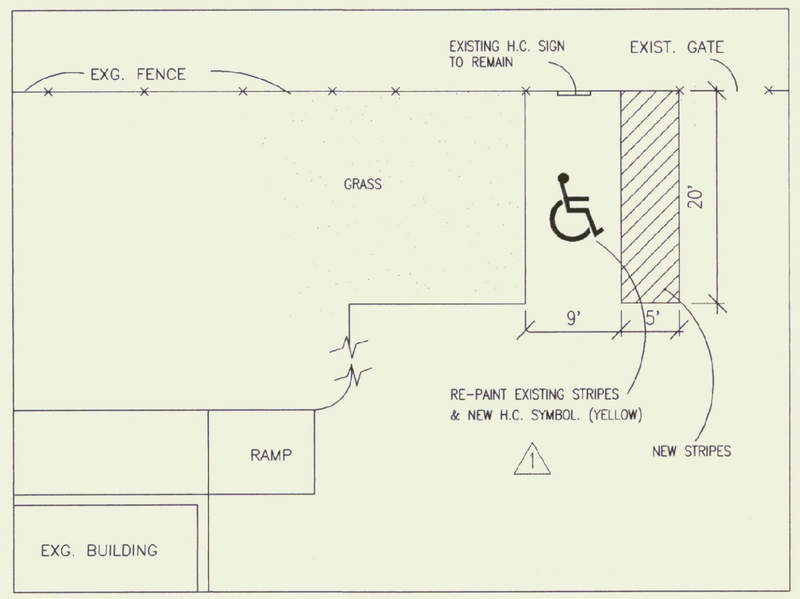

H.C. SIGNAGE SCHEDULE

H.C. SIGN #	SIGN DESCRIPTION	NOTES
1	UNIVERSAL SYMBOL WITH STRAIGHT AHEAD ARROW. 60" A.F.F.	(SEE NOTE 1)
2	UNIVERSAL SYMBOL WITH ARROW TO THE LEFT. 60" A.F.F.	(SEE NOTE 2)
3	UNIVERSAL SYMBOL, MEN'S ROOM. 60" A.F.F.	(SEE NOTE 3)
4	UNIVERSAL SYMBOL, WOMEN'S ROOM. 60" A.F.F.	(SEE NOTE 4)
5	INTERNATIONAL TDD SYMBOL. 60" A.F.F.	(SEE NOTE 5)
NOTES:	ALL SIGNS SHALL HAVE THE INTERNATIONAL SYMBOL OF ACCESSIBILITY WITH RAISED AND BRAILED CHARACTERS. HEIGHT ABOVE FINISHED FLOOR IS TO CENTER OF SIGN.	

NOTES:

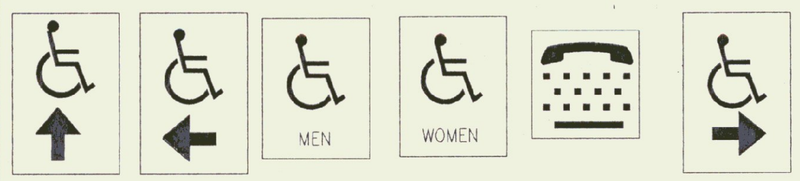

SIGN 1 (3) SIGN 2 (1) SIGN 3 (1) SIGN 4 (1) SIGN 5 (1) SIGN 6 (1)

DOOR & HARDWARE SCHEDULE

A. THE EXTERIOR DOOR SHALL HAVE A PULL EFFORT NO GREATER THAN 8.5 LBS AND THE REMAINING INTERIOR DOORS WITH A PULL EFFORT NO GREATER THAN 5 LBS. ADJUST CLOSER SO THAT THE DOOR WILL TAKE AT LEAST 3 SECONDS TO MOVE TO A POINT 3 IN. FROM THE LATCH, MEASURED TO THE LEADING EDGE OF THE DOOR.

B. DOORS:
1. DOOR #E01 - FURNISH AND INSTALL A SARGENT #1251 DOOR CLOSER.
2. DOOR #E02 - FURNISH AND INSTALL A SARGENT #1251 DOOR CLOSER.
3. DOOR #E03 - FURNISH AND INSTALL A SARGENT #1251 DOOR CLOSER.
4. DOOR #E04 - NEW ALUMINUM DOOR AND SIDELITE. (SEE ELEVATION)
5. DOOR #E05 - NEW ALUMINUM DOOR AND SIDELITE. (SEE ELEVATION)

PLUMBING FIXTURE SCHEDULE

NUMBER	NOTES
P-1	DRINKING FOUNTAIN: MODIFY PIPING TO ACCEPT A NEW ELKAY EBFATL-8 UNIT, COMPLETE WITH LKAPR-188 APRON. COLOR: GRAY BEIGE. PATCH & PAINT WALL. MOUNT @ 35 3/8" TO ORIFICE A.F.F. ON LOW UNIT
NOTES: INSULATE PIPES UNDER SINKS, WITH HANDI LAV-GUARD INSULATION BY TRUBRO INC.	

GENERAL NOTES

1. CAREFULLY REMOVE BLOCK WING WALL. IF ITS POSSIBLE TO SAVE GLAZED BLOCK AND REUSE IT IS ALLOWED, HOWEVER NO CHIPS. REBUILD WALL WHERE SHOWN WITH 6" CMU. INSTALL NEW BLOCK WHERE NECESSARY. REPAIR FLOOR AND INSTALL V.T.C. PAINT ALL DISTURBED SURFACES. PAINT NEW WALL W/ ONE COAT OF BLOCK FILLER & 2 COATS OF EPOXY RESIN PAINT.
2. REMOVE EXISTING METAL PARTITION WHERE SHOWN AND RELOCATE IT AS SHOWN. PATCH IN HOLES ON FLOOR AND WALL TO MATCH. PATCH FLOOR HOLES W/ COLORED EPOXY. PATCH WALL HOLES W/ DURA-BOND GROUT & MATCH PAINT
3. PHANTOM DASH LINES INDICATE PARTITIONS TO BE DEMOLISHED. REMOVE ALL DEBRIS FROM SITE. PROVIDE DUST CONTROL FOR ALL WORK PERFORMED. CLEAN UP AREAS WORKED IN DAILY.
4. H.C. SIGNS WILL BE SUPPLIED BY THE OWNER AND INSTALLED BY THE G.C.

PROJECT NORTH

REVISIONS:

STATE OF VERMONT
DEPARTMENT OF BUILDINGS
AGENCY OF ADMINISTRATION
MONTPELIER, VERMONT
ADA COMPLIANCE PROGRAM

ADA RENOVATIONS TO THE
KNAPP AIRPORT TERMINAL
BERLIN, VERMONT

PREPARED FOR THE OWNER PARTICULAR P.C.

ARCHITECT
NEW ENGLAND PARTNERSHIP, INC.
1 PROSPECT STREET
MONTPELIER, VT 05602
802-229-0361 FAX. 828-3248
1441 HOTEL ROAD
AUBURN, ME 04210
207-786-4266 FAX. 783-9211

KNAPP AIRPORT TERMINAL

SCALE: 1/4" = 1'-0"
DATE: OCTOBER 12, 1994
REV. 4/3/95
REV. 4/17/95
REV. JUNE 95

A-1