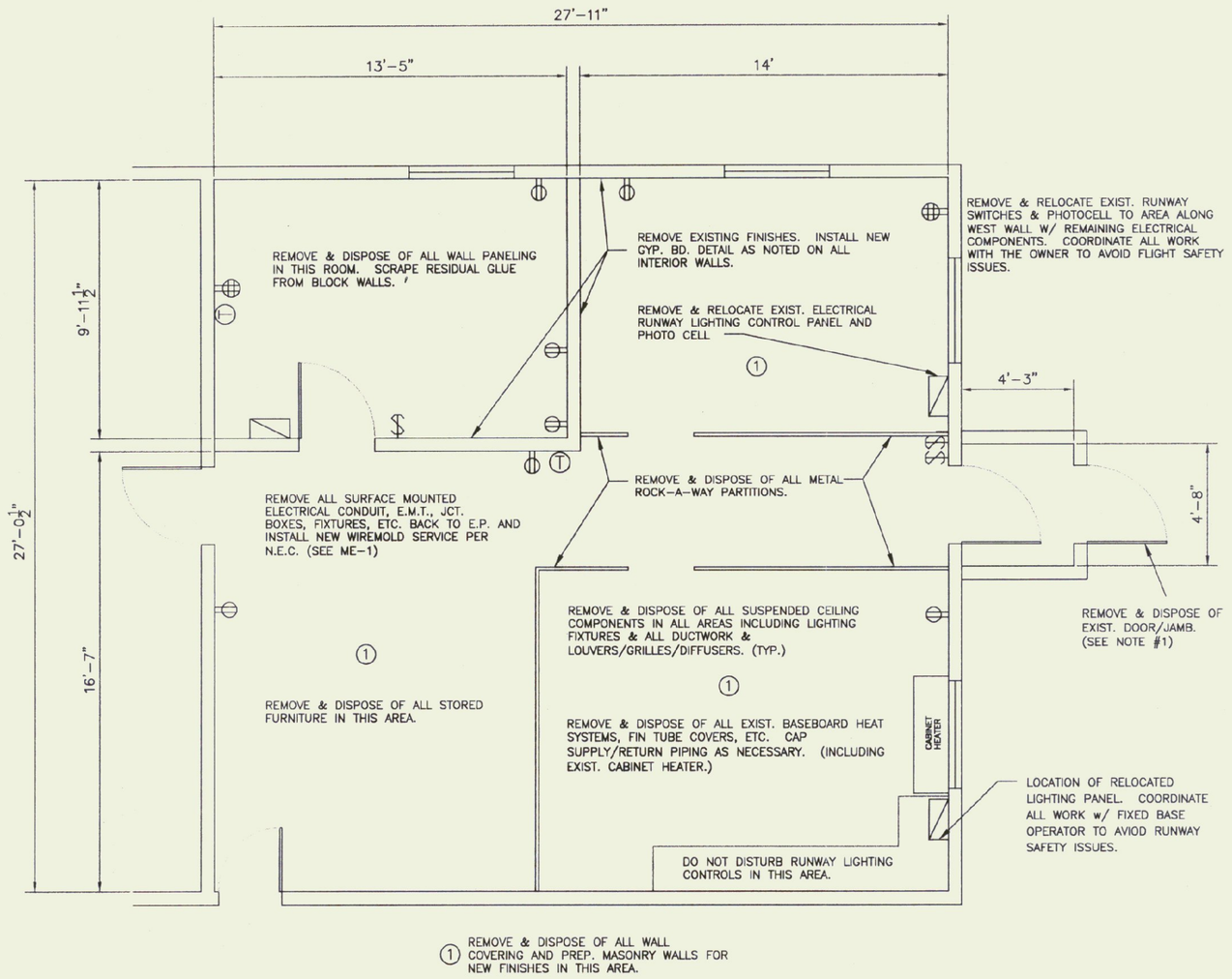

NORTH

EXISTING FLOOR PLAN / DEMO PLAN

SCALE: 1/4" = 1' - 0"

NOTES:

EXTERIOR DOOR/HARDWARE

1. REMOVE & DISPOSE OF EXIST. DOOR/FRAME. PROVIDE & INSTALL NEW 3'-0"x6'-8" 16 GA. INSULATED, FLUSH TYPE DOOR W/ THERMAL BREAK CONSTRUCTION. PROVIDE W/ 20"x32" INSULATED SAFETY GLASS. DOOR TO BE FACTORY PRIMED. CONTRACTOR TO APPLY 2 COATS ALKYD BASED FINISH (COLOR BY OWNER). PROVIDE & INSTALL 14 GA. FRAME, FLUSH MOUNT THERMAL BREAK W/ NECESSARY ARRANGEMENT FOR MASONRY ANCHORING @ FLOOR AND JAMBS, REINFORCED HEAD/MORTISE POINTS WHICH RECEIVE CLOSERS & HINGES. FRAME TO BE FACTORY PRIMED. CONTRACTOR TO APPLY 2 COATS ALKYD BASED FINISH. MANUFACTURERS: STEEL KRAFT OR APPROVED EQUAL.

2. CONTRACTOR TO PROVIDE & INSTALL NEW LOCK SET: FALCON T-SERIES T-501 DG, ENTRY FUNCTION (US 26D FINISH) W/ 7 PIN INTERCHANGEABLE CORE. PROVIDE 1 BLANK CORE & 2 KEY BLANKS.

3. DOOR ACCESSORIES: (EXTERIOR & INTERIOR DOORS - DELETE WEATHER STRIPPING ON INTERIOR ASSEMBLY)

BUTTS/HINGES: 1-1/2 PAIR US26D McKINNEY 2A2714 4-1/2"x4-1/2"
DOOR CLOSURE: SARGENT EN-350 PARALLEL ARM
DOOR STOPS: STANLEY, YALE
DOOR SILENCERS: STANLEY, YALE
THRESHOLD: NATIONAL GUARD #896V
WEATHER STRIPPING: NATIONAL GUARD A62A (BOTTOM B606A)
KICK PLATE: 34"x10" STAINLESS STEEL

INTERIOR DOOR/HARDWARE

1. PROVIDE & INSTALL NEW 2'-8"x6'-8" 18 GA. HOLLOW METAL DOOR. DOOR SHALL BE FACTORY PRIMED. G.C. TO APPLY 2 COATS ALKYD BASED PAINT (COLOR BY OWNER). PROVIDE & INSTALL 18 GA. WRAP AROUND FRAME W/ PROVISION FOR ANCHORING TO CONCRETE FLOOR & MINIMUM 3 JAMB ANCHORS PER SIDE. FRAME TO BE FACTORY PRIMED. G.C. TO APPLY 2 COATS ALKYD BASED PRIMER. STEEL-KRAFT DOOR OR APPROVED EQUAL.

2. PROVIDE & INSTALL INTERIOR HARDWARE: FALCON T-SERIES 561-DG CLASSROOM FUNCTION (US 26D FINISH) W/ 7 PIN INTERCHANGEABLE CORE. PROVIDE 1 BLANK CORE & 2 KEY BLANKS.

CARPET NOTES

1. CLEAN & PREPARE EXISTING CONCRETE FLOOR FOR NEW CARPET.

2. LEVEL SUB FLOOR W/ LEVELING COMPOUND. FINISHED FLOOR TO BE WITHIN 1/4" IN 10'-0". FILL ALL CRACKS, HOLES & DEPRESSIONS BEFORE INSTALLING NEW CARPET.

3. APPLY SUB-FLOOR PRIMER AS REQUIRED ACCORDING TO CARPET MANUFACTURER'S INSTRUCTIONS.

4. APPLY CARPET FASTENING SYSTEM ACCORDING TO MANUFACTURER'S INSTRUCTION: LOW V.O.C. DOUBLE STICK SHEET/TAPE OR INTEGRAL NON-WET FASTENING SYSTEM.

5. ACCEPTABLE MANUFACTURERS: COLLINS + AIKMAN, INFINITY.
INTERFACE, LANDSCAPE W/ SYSTEM 6.
LEES, CHECK-UP W/ THERMOBOUND 6.

6. PROVIDE & INSTALL 4" VINYL COVE BASE IN ALL AREAS TO RECEIVE CARPET.

7. PROVIDE SUBMITTALS & COLOR SAMPLES FOR CARPET/BASE FOR OWNER SELECTION.

SUSPENDED ACOUSTICAL CEILING

1. REMOVE & DISPOSE OF EXISTING CEILING TILES & GRID SYSTEM.

2. PROVIDE & INSTALL NEW FIRE RATED 15/16" SUSPENSION SYSTEM OF INTERMEDIATE DUTY.
ACCEPTABLE MANUFACTURERS: A. ARMSTRONG WORLD INDUSTRIES
B. CHICAGO METALLIC CORP.
C. U.S.G. INTERIORS

3. HANG NEW GRID FROM BUILDING STRUCTURAL COMPONENTS TO ADEQUATELY SUPPORT GRID & LIGHT FIXTURES/MECHANICAL LOUVERS WITHOUT SAG OR DEFORMATION. PROVIDE ZINC-COATED CARBON STEEL WIRE CLASS 1, 0.106 INCH DIAMETER NOT MORE THAN 48" APART ALONG EACH SUPPORT MEMBER. PROVIDE ADDITIONAL HANGER WIRES AT ALL 4 CORNERS OF EACH LIGHT FIXTURE.

4. INSTALL ALL SUSPENSION SYSTEM RUNNERS SO THEY ARE SQUARE & SECURE. REMOVE & REPLACE ANY DENTED OR DEFORMED MEMBER.

5. PROVIDE 2'x4' CEILING TILE BY ARMSTRONG #895 FISSURED FIREGUARD OR APPROVED EQUAL.

6. NEW CEILING HEIGHT SHALL BE 8'-0" A.F.F. PITCH CEILING AT ALL WINDOWS FOR FULL WIDTH OF WINDOW OPENING SO AS NOT TO OBSCURE ANY WINDOWS.

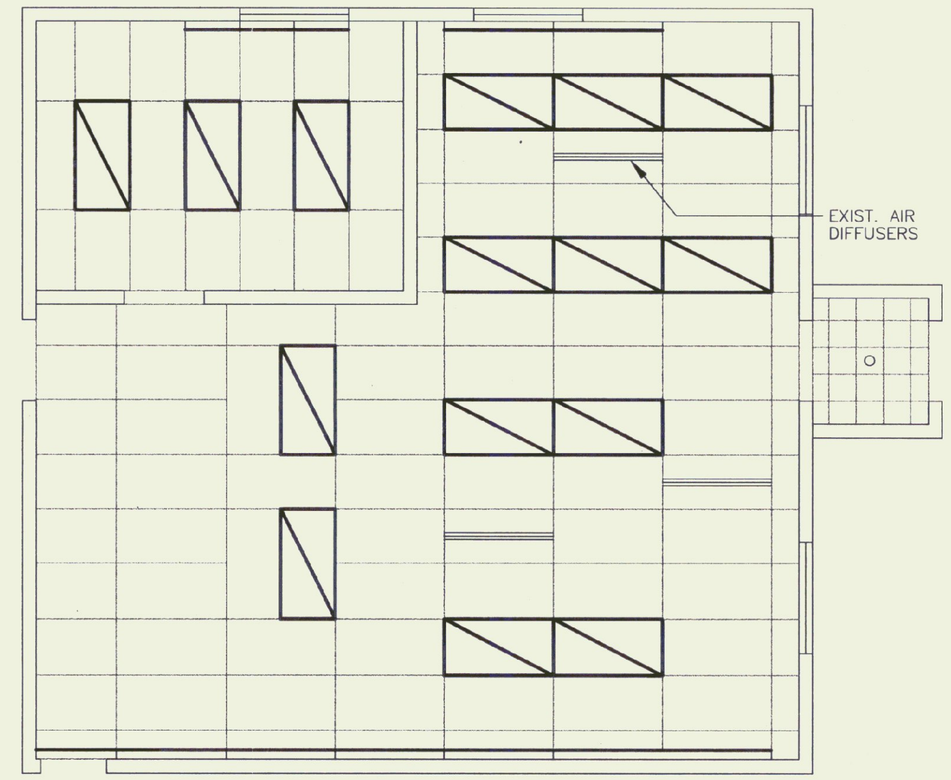

NORTH

EXISTING REFLECTED CEILING PLAN

SCALE: 1/4" = 1' - 0"

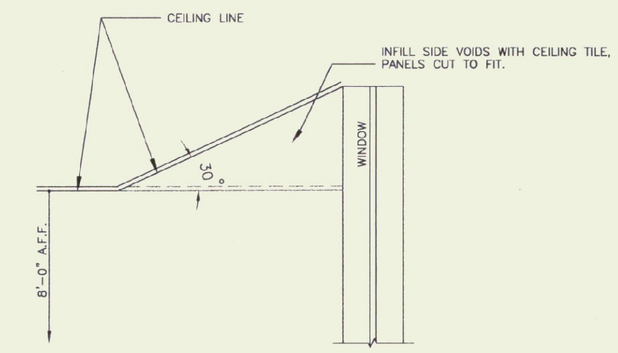

S.A.C. DETAIL @ WINDOWS (TYP.)

N.T.S.

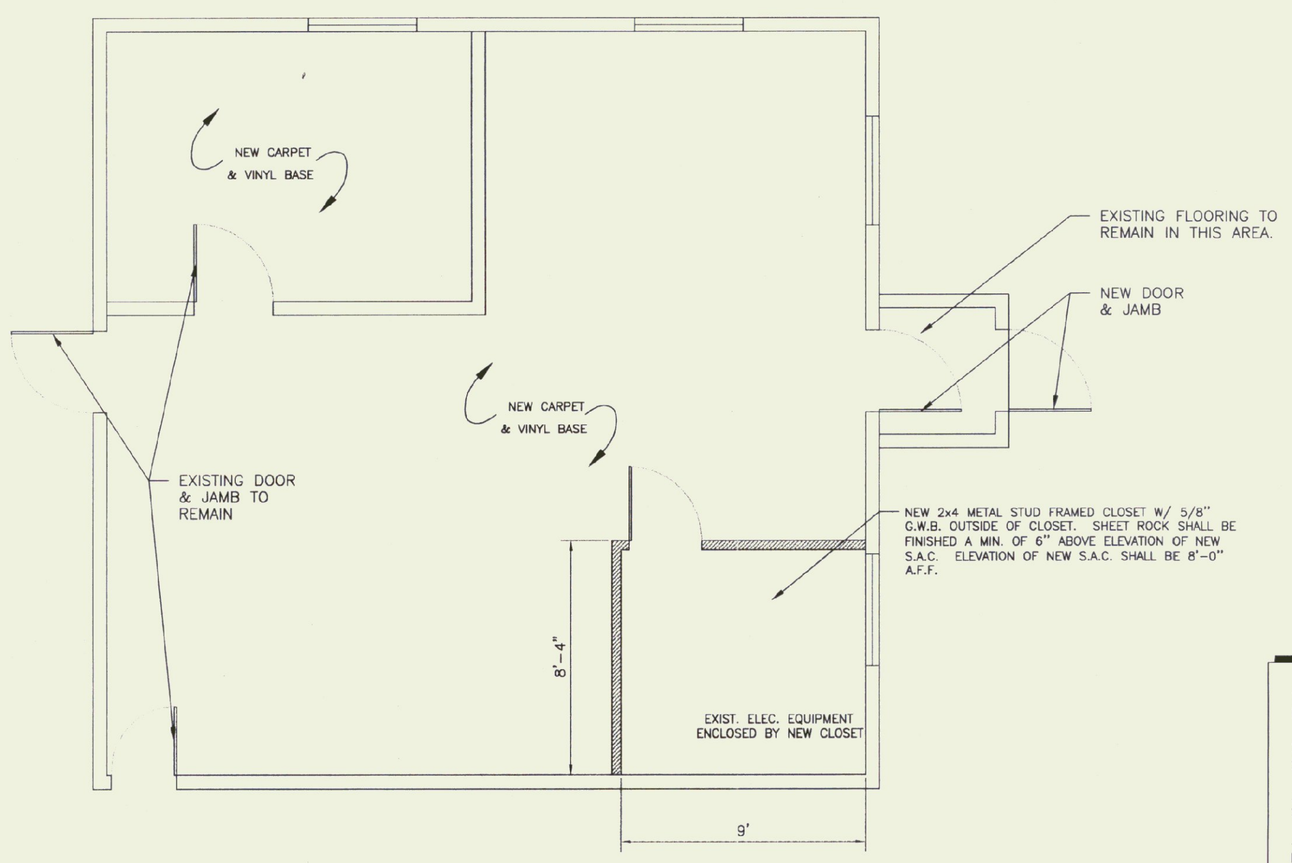

NORTH

PROPOSED FLOOR PLAN

SCALE: 1/4" = 1' - 0"

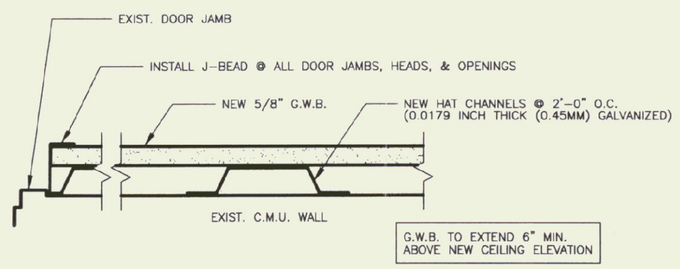

NEW WALL SHEATHING DETAIL (TYP.)

N.T.S.

1. G.C. TO PERFORM ALL DEMOLITION OF MATERIALS ON ALL INTERIOR MASONRY WALLS TO REMOVE EXISTING FINISHES (PANELING/CARPETING etc.) PREP WALLS TO RECEIVED GALVANIZED HAT CHANNEL AND GYP. BD.

2. SECURELY FASTEN HAT CHANNEL TO MASONRY WALLS. PROVIDE AND INSTALL 5/8" GYP. BD. ON ALL WALL SURFACES AS SHOWN TO 6" ABOVE FINISHED CEILING.

3. ALL JOINTS IN GYP. BD. SHALL RECEIVE 3 COATS OF TAPING COMPOUND INCLUDING BASE COAT WITH JOINT TAPE. SAND ALL SURFACES TO PROVIDE A SMOOTH PAINTABLE SURFACE.

4. ALL GYP. BD. SURFACES SHALL RECEIVE A PRIMER COAT AND TWO COATS OF COMMERCIAL GRADE QUALITY EGG-SHELL SEMI-GLOSS PAINT BY SHERWIN-WILLIAMS OR APPROVED EQUAL. COLOR TO BE SELECTED BY OWNER FROM SAMPLES SUPPLIED BY G.C.

5. ALL EXISTING DOORS AND FRAMES WITH EXPOSED SURFACES IN THE AREA OUTLINED FOR RENOVATION SHALL RECEIVE 2 COATS SHERWIN-WILLIAMS OIL-BASED EGG-SHELL ENAMEL OR ALKYD BASED ENAMEL PAINT. COLOR TO BE SELECTED BY OWNER.

6. G.C. TO PRIME/PAINT ALL METAL SURFACES ON WIREMOLD AND RADIATION WITH ONE COAT OF PRIMER AND TWO COATS OF FINISH OIL-BASED PAINT, SHERWIN-WILLIAMS COMMERCIAL GRADE QUALITY OR APPROVED EQUAL (COLOR TO BE SELECTED BY OWNER.)

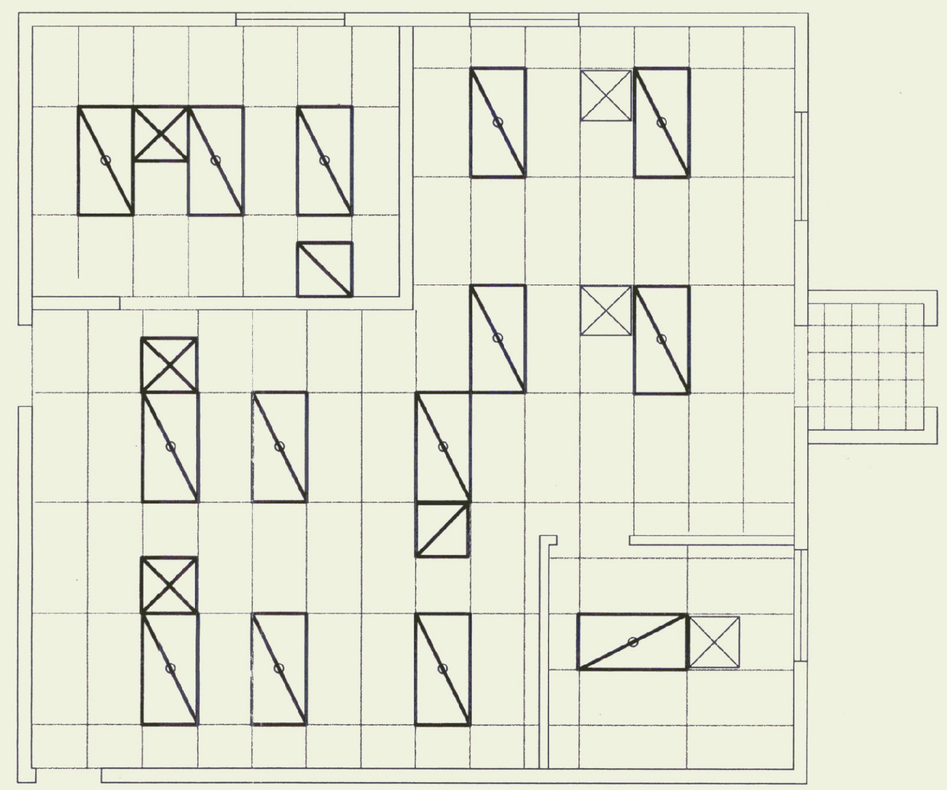

NEW SUSPENDED ACOUSTICAL CEILING TILE:
ARMSTRONG #895 FISSURED FIREGUARD
2x4 OR APPROVED EQUAL. CEILING TO BE
8'-0" A.F.F.

NORTH

NEW REFLECTED CEILING PLAN

SCALE: 1/4" = 1' - 0"

STATE OF VERMONT
Department of Buildings and General Services
Agency of Administration
Montpelier, Vermont

E.F. KNAPP AIRPORT
TERMINAL RENOVATION
FLOOR PLANS
BERLIN, VERMONT

REVISIONS

SCALE: AS NOTED
DATE: AUG 1998
DRAWN BY: G. D. NORWOOD
APPR. BY:

KNAPP AIRPORT
TERMINAL RENOVATION
FLOOR PLAN

D:\TOWNS\BERLIN\AIRPORT\TERMINAL

A-1

1 OF 2