USE (4) 5/8 X 2" H.T. BOLTS AT ALL E.W. RAFTER TO RAFTER CONN. (TYP. U.N.)

USE (2) 5/8 X 1 1/2" H.T. BOLTS AT ALL E.W. COLUMN TO RAFTER CONN. (TYP. U.N.)

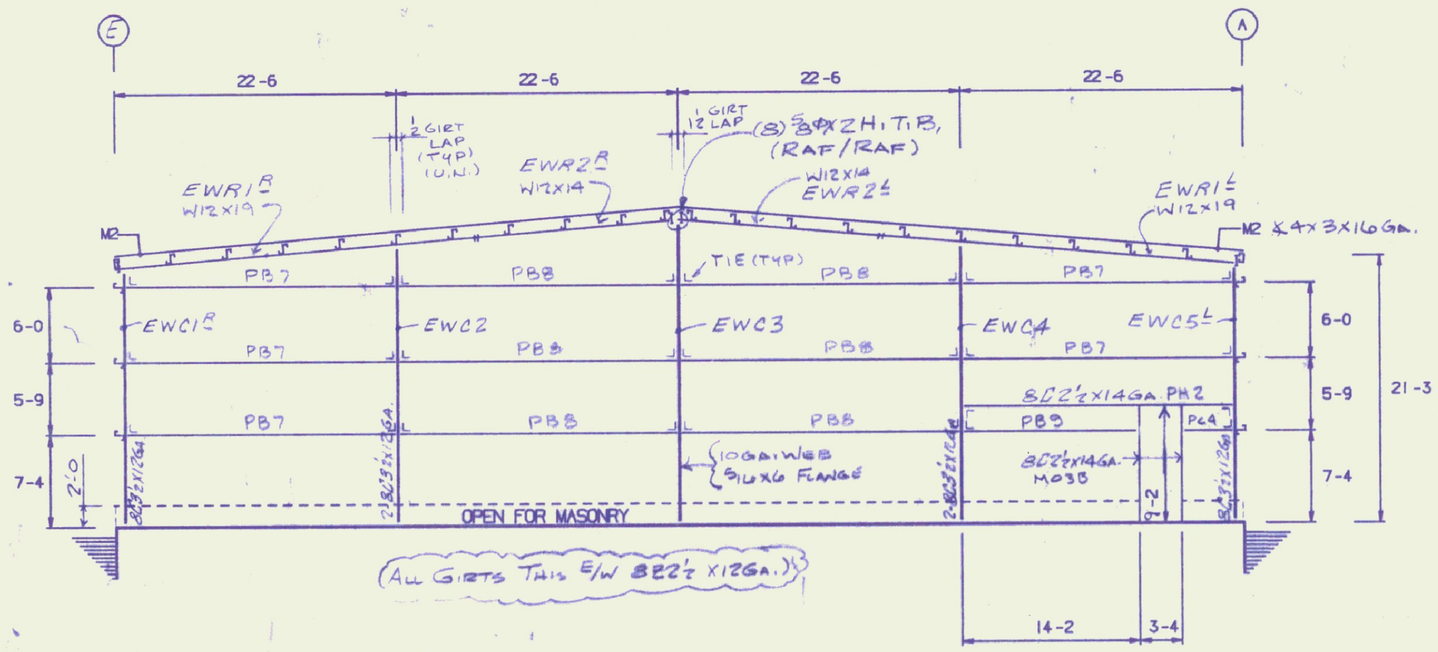

ENDWALL FRAMING ELEV AT COL. LINE " 1 "



ENDWALL SHEETING ELEV AT COL. LINE " 1 "

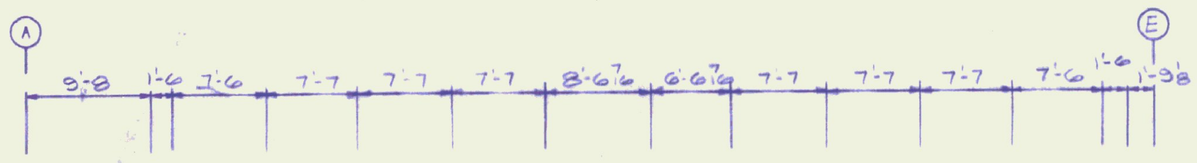

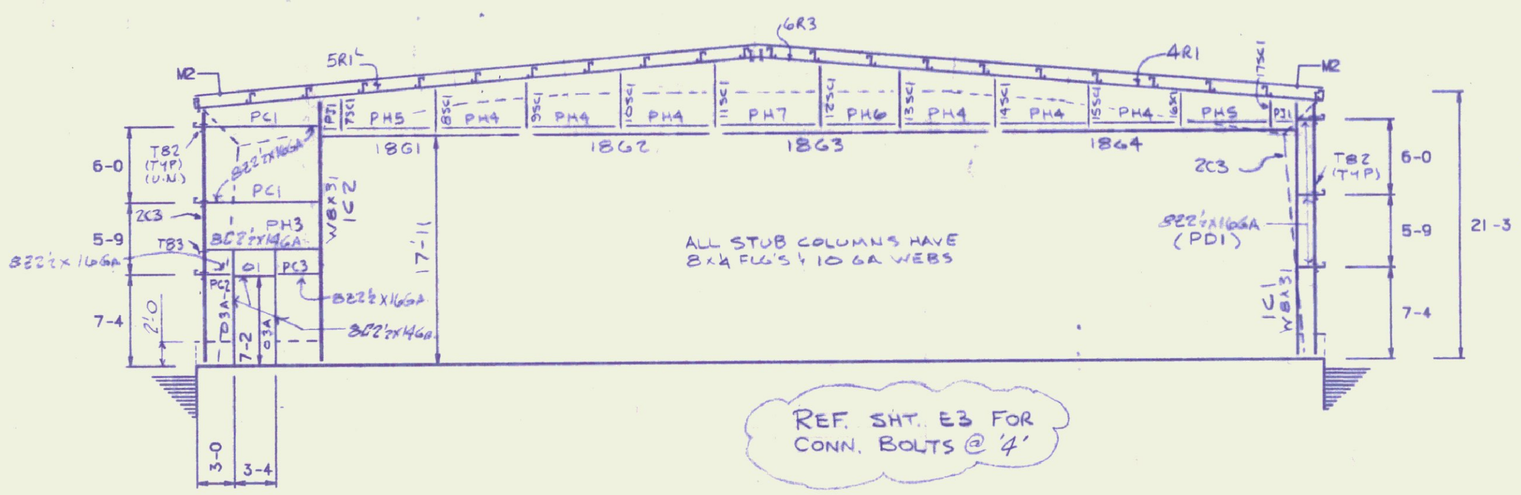

ENDWALL FRAMING ELEV AT COL. LINE " 4 "

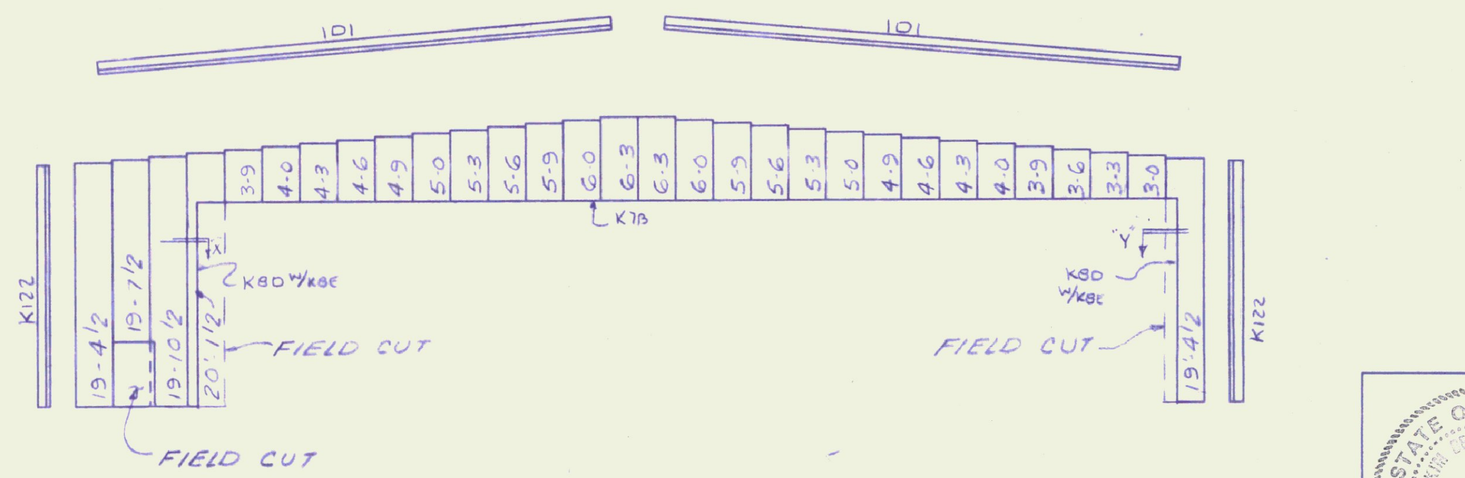

ENDWALL SHEETING ELEV AT COL. LINE " 4 "

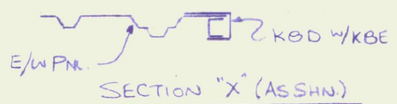

SECTION "X" (AS SHN.)

SECTION "Y" (OPP. HND)

STATE OF VERMONT
MICHAEL TERRY DEAKIN
No. 10-0058093
PROFESSIONAL ENGINEER

NOTICE TO BUILDING OFFICIAL:
APPLICATION OF SEAL IS FOR METAL BUILDING ONLY AND DOES NOT REPRESENT THE PROFESSIONAL OF RECORD.

REV	DATE	DESCRIPTION	BY	CKD.
0	11/29	FOR CONST.		
B	10/29	FOR PERMIT	TR	

ERECTION NOTE:
1. INSTALLATION OF TEMPORARY ERECTION BRACING IS THE RESPONSIBILITY OF THE ERECTOR AND IS NOT PROVIDED BY THE BUILDING MANUFACTURER.

SHOP DRAWING REVIEW

☒ No Exception Taken
☐ Make Corrections Noted
☐ Revise and Resubmit
☐ Comments Attached

This check is only for review of general conformance with the design concept of the project and general compliance with the information given in the contract documents. The contractor is responsible for confirming and correlating all quantities and dimensions and performing his work in a satisfactory manner.

CHENETTE ENGINEERING, INC.
Date 1/28/91 By MJC

PRINT RECORD

NO.	TO	FOR	DATE

A&S BUILDING SYSTEMS
HOUSTON, TEXAS & CARYVILLE, TENNESSEE

DESCRIPTION	ERECTION DRAWINGS						
SIZE	90 X 60 X 21-3 LL=50PSF WL=90MPH 1/12						
CUSTOMER	DELPHIA CONSTRUCTION CO.						
LOCATION	BERLIN, VT						
DRAWN BY	CHECKED BY	DATE	SCALE	ENGINEER.	JOB NO.	DWG NO.	ISSUE
GP		1/8/90	NONE		290-662	E2 OF 3	0