NOTES:
1. BOW STRING TRUSS IS SYMETRICAL.
2. TOP CHORD IS JL 5 X 3 X 1/4 L.L.V.
3. BOTTOM CHORD IS JL4 X 3 X 1/4 L.L.V.

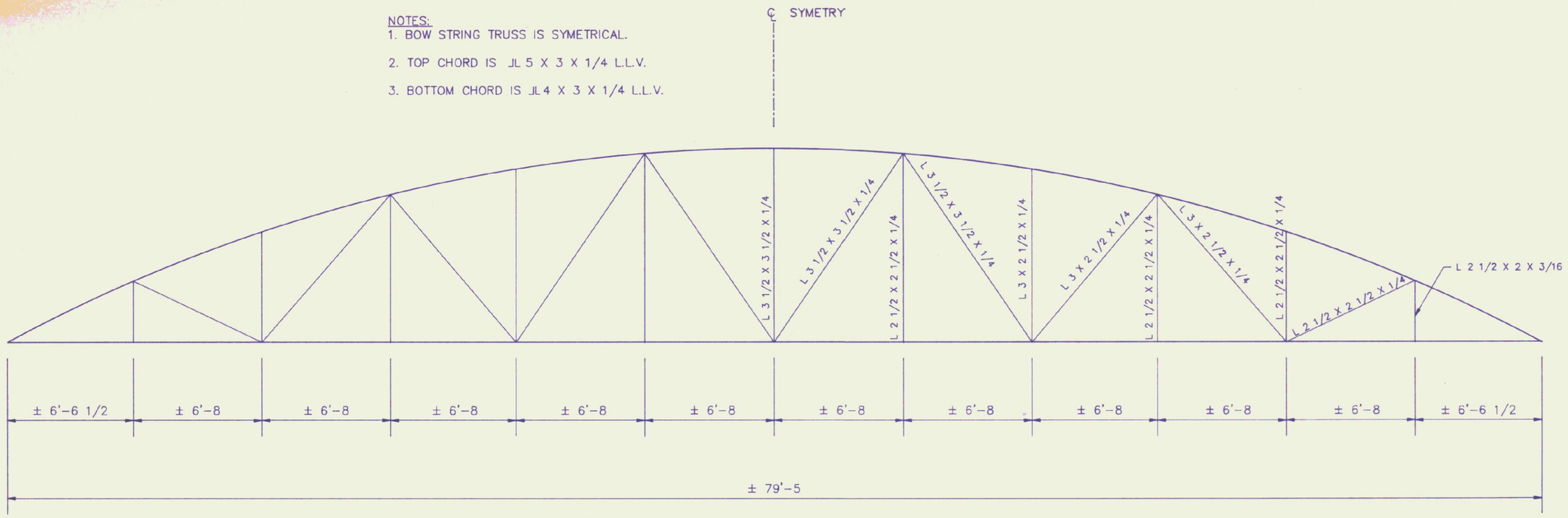

DETAIL — TYPICAL BOWSTRING TRUSS — 34 / DP2
SCALE: 1/4" = 1'-0

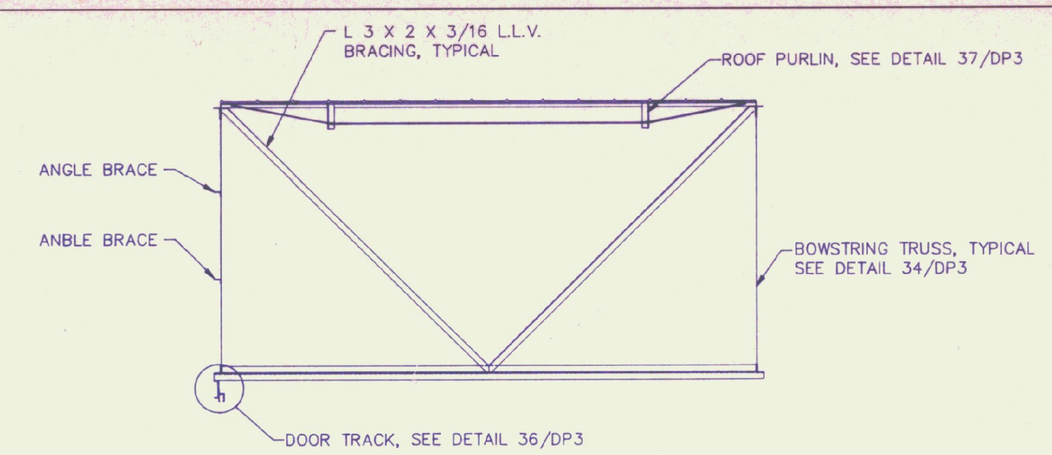

SECTION — BRACING BETWEEN BOWSTRING TRUSSES — 33 / DP2
SCALE: 1/4" = 1'-0

NOTE:
THERE ARE 2 BUTRESSES ON THE NORTH SIDE OF THE BUILDING AND 4 ON THE SOUTH SIDE. SEE PLAN FOR LOCATIONS.

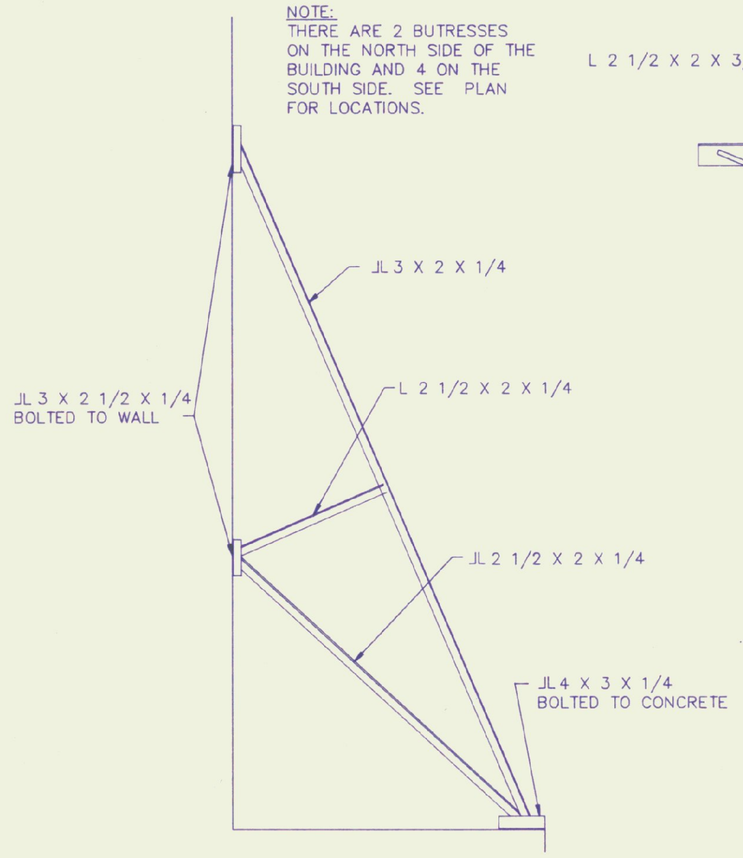

DETAIL — BUTTRESS TRUSS — 35 / DP2
SCALE: NONE

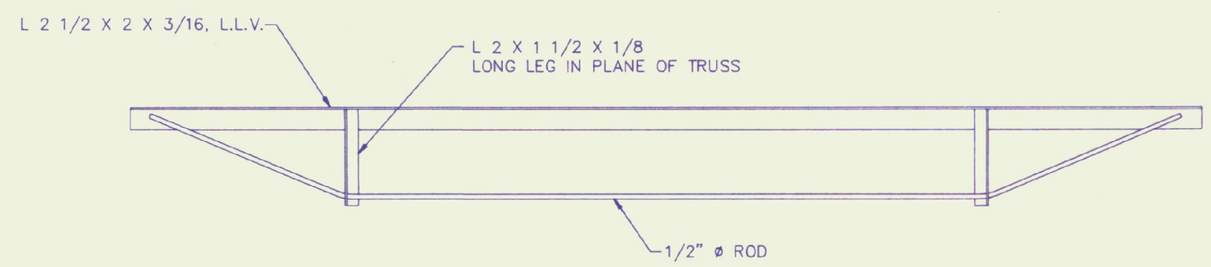

DETAIL — ROOF PURLIN — 37 / DP3
SCALE: NONE

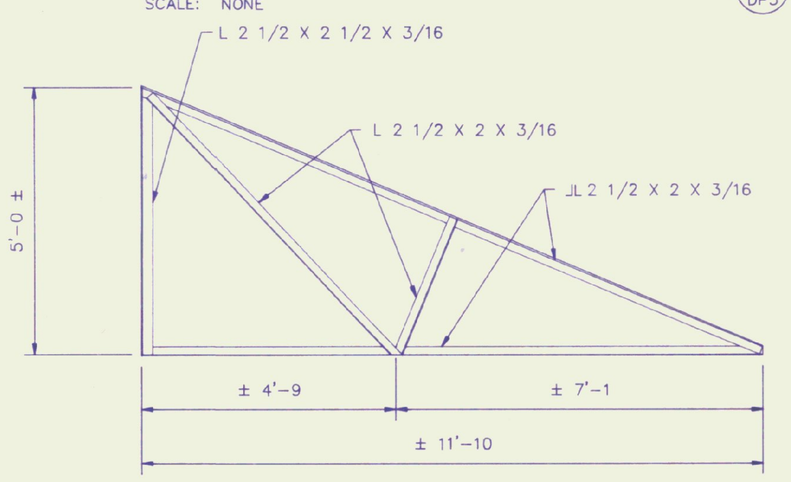

DETAIL — OFFICE AREA TRUSS — 38 / DP2
SCALE: NONE

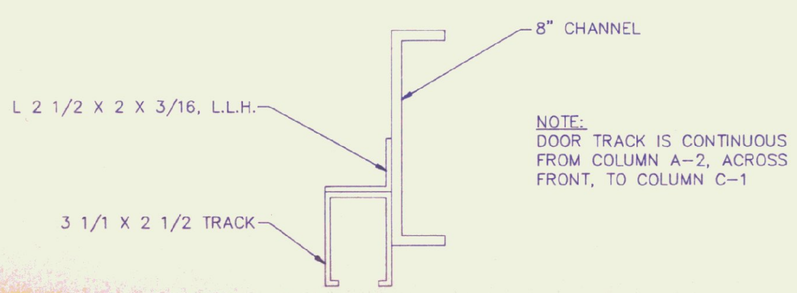

NOTE:
DOOR TRACK IS CONTINUOUS FROM COLUMN A-2, ACROSS FRONT, TO COLUMN C-1

DETAIL — DOOR TRACK — 36 / DP2
SCALE: NONE

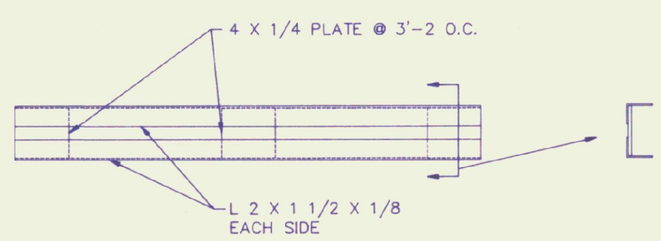

DETAIL — TYPICAL WIND GIRT — 39 / DP2
SCALE: NONE

Rev No	Date	Description	Made by	Checked by	App'd by

NEW AIRPORT HANGAR
EDWARD F. KNAPP AIRPORT
DEMOLITION PLAN EXIST. DETAILS
PROJECT NO. AIR 03 2073

DP3

STATE OF VERMONT — ROBERT J. GINDRAS — NO. 5610 — REGISTERED PROFESSIONAL ENGINEER

CHENETTE ENGINEERING, INC.
50 STATE STREET
MONTPELIER, VERMONT 05602

Sheet	of
Scale	AS NOTED
Des. By	
Drn. By	DDH
Chk. By	MJC
Date	AUG 1990
Dwg.	22-002-2

\HANGARS\KNAPP\DP3.DWG