DISPOSAL FIELDS

PART 1 – GENERAL

1.01 Summary

A. Section includes:

1. Wastewater Disposal Field

1.02 References

A. All work shall be done in accordance with the State of Vermont Environmental Protection Rules effective August 8, 1996.

PART 2 – PRODUCTS

2.01 General

A. Disposal Fields: SDR 35 PVC pipe meeting the requirements of the latest revision of ASTM Specification D–3034. Fittings used in the disposal fields shall be compatible with distribution lines material.

B. Crushed stone shall be clean, durable and no smaller than 3/4" or larger than 1 1/2 inches in diameter.

PART 3 – EXECUTION

3.01 Disposal Field Installation Procedure

A. The wastewater system shall be inspected during critical stages of construction by a qualified consultant. This shall include at a minimum the staking of the disposal field, the trenches after the initial 12 inches of stone and distribution piping is placed, and a final inspection of the entire system. The Contractor will be responsible for contacting the Engineer to set up the inspection schedule.

B. Construction of the system shall not take place when the soil moisture is high in the system area. If the soil at 6 inches below grade can be rolled into the shape of a wire, the soil moisture content is too high for construction to begin.

C. When the trench has been excavated, the sides and bottom shall be raked to scarify any smeared soil surfaces. Construction equipment not needed to construct the system should be kept off the area to be utilized for the absorption trench system to prevent undesirable compaction of the soils.

D. At least 12 inches of washed stone shall be placed in the bottom of the trench.

E. The distribution pipe shall be covered with at least 2 inches of clean stone aggregate. The stone aggregate shall be covered completely with filter fabric.

F. The filter fabric shall be covered with a minimum of 12 inches of soil but not more than 18 inches, with the upper 4 to 6 inches of soil being loam and the remainder of the fill being of a fine sandy loam to medium sand texture. A vegetated cover free of large brush and trees shall be maintained over the system.

G. The area surrounding the disposal field shall be graded to provide diversion of surface run–off waters if required.

3.02 Testing Report

A. Prior to use of the system, the qualified consultant shall submit a written report to the State of Vermont stating that the system has been installed according to the approved plans and permit.

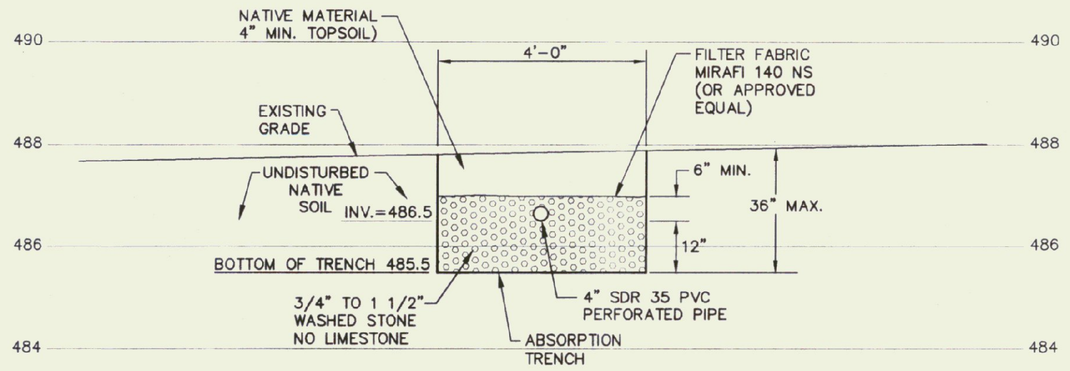

SECTION A–A

1/2" = 1'–0"

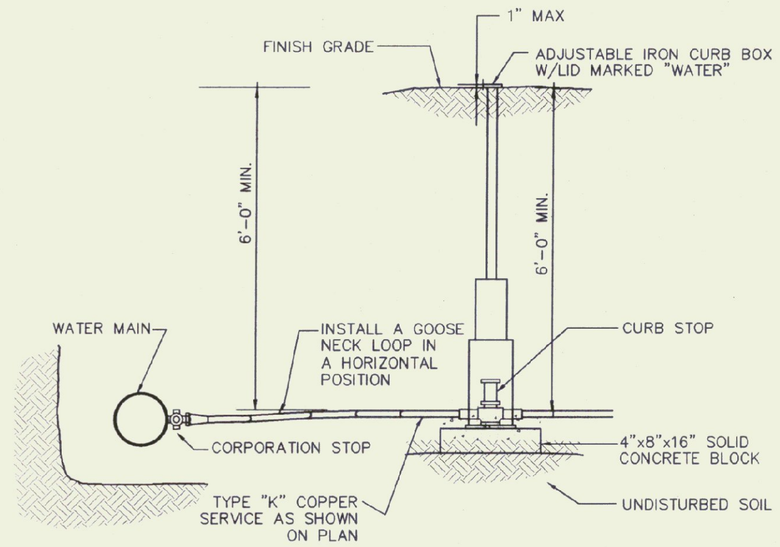

WATER SERVICE CONNECTION

N.T.S.

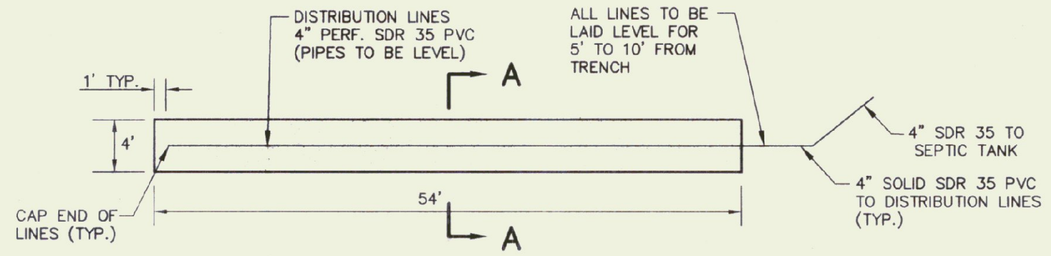

DISPOSAL FIELD PLAN

N.T.S.

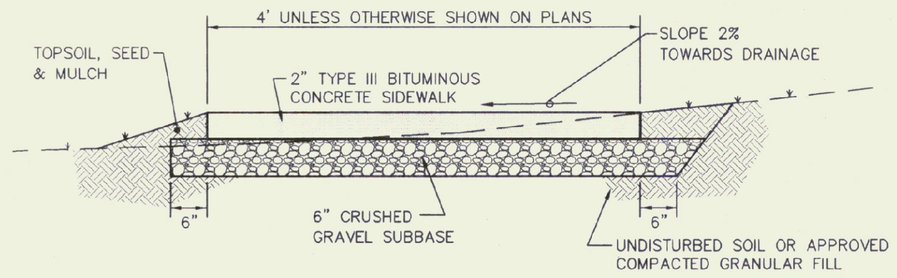

PAVED SIDEWALK SECTION

N.T.S.

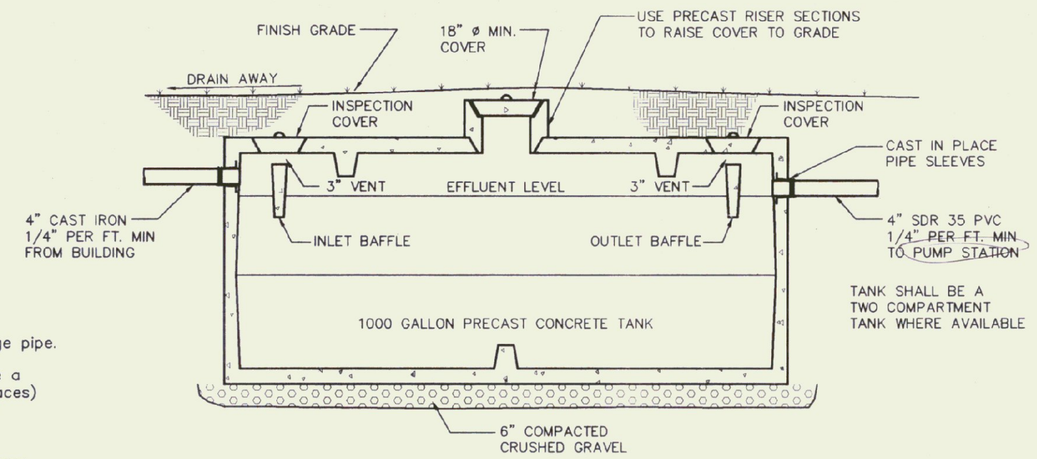

1000 GALLON SEPTIC TANK

N.T.S.

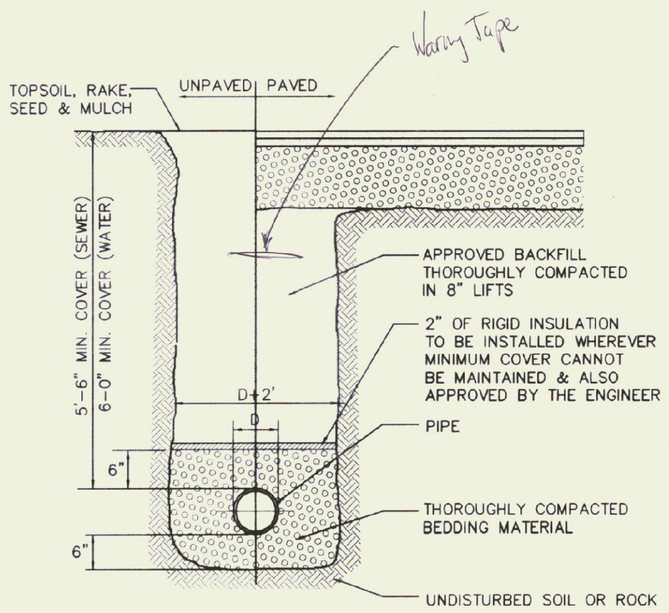

NOTES:

1. Typical trench for water, sewer, and drainage pipe.
2. Compaction of backfill and bedding shall be a minimum of 90% (95% under roadway surfaces) of maximum dry density determined in the standard proctor test (ASTM D698).
3. Bedding material shall not be placed on frozen subgrade.
4. Approved backfill shall not contain any stones more than 6" in largest dimension, 2" maximum diameter within 2' of the outside of the pipe, or any frozen, or organic material.
5. Trenches shall be completely dewatered prior to placing of pipe bedding material and kept dewatered during installation of pipe and backfill.
6. The sides of trenches 4' or more in depth entered by personnel shall be sheeted or sloped to the angle of repose as defined by O.S.H.A. standards.
7. Bedding material for wastewater lines shall consist of crushed stone or gravel with maximum size of 3/4".

TYPICAL TRENCH DETAIL

N.T.S.

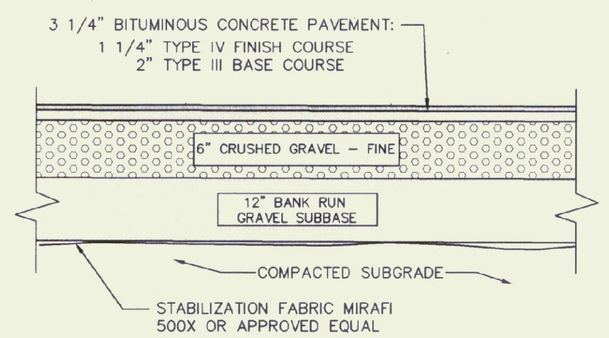

TYPICAL PAVEMENT SECTION

N.T.S.

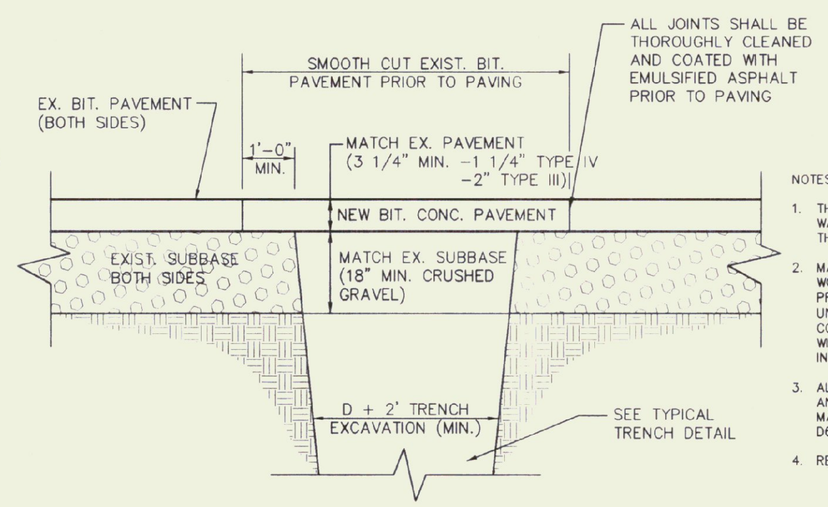

NOTES:

1. THE CONTRACTOR SHALL MAINTAIN AT LEAST ONE–WAY TRAFFIC AT ALL TIMES DURING WORK WITHIN THE R.O.W.
2. MAINTENANCE AND PROTECTION OF TRAFFIC DURING WORK WITHIN THE HIGHWAY R.O.W. SHALL BE PROVIDED IN ACCORDANCE WITH THE MANUAL OF UNIFORM TRAFFIC CONTROL DEVICES. THE CONTRACTOR SHALL NOT WORK WITHIN THE R.O.W. WITHOUT APPROPRIATE CONSTRUCTION SIGNING IN PLACE.
3. ALL BACKFILL SHALL BE MADE IN SIX (6") LIFTS AND COMPACTED TO NOT LESS THAN 95% MAXIMUM DRY DENSITY ACCORDING TO ASTM D698.
4. REPLACE EXISTING ROAD STRIPING AS NECESSARY.

REPLACEMENT OF EXIST. PAVEMENT

NTS

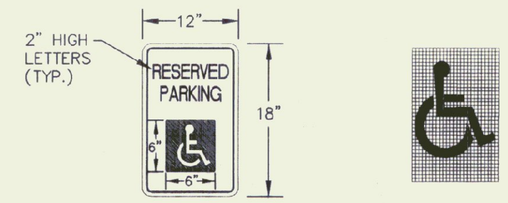

COLOR: LEGEND AND BORDER – GREEN
WHITE SYMBOL ON BLUE BACKGROUND
BACKGROUND – WHITE
MATERIAL: AS PER VAOT STANDARD E–143M

HANDICAPPED PARKING SIGN DETAIL

N.T.S.

SITE ENGINEER:

CIVIL ENGINEERING ASSOCIATES, INC.
P.O. BOX 485 SHELBURNE, VT 05482
802-985-2323 FAX: 802-985-2271 e-mail: mail@cea-vt.com

DRAWN PJM
CHECKED BCE
APPROVED BCE

OWNER:

STATE OF VERMONT

BUILDINGS and GENERAL SERVICES

MONTPELIER, VERMONT

PROJECT:

MIDDLEBURY AIRPORT

MIDDLEBURY, VERMONT

DATE	CHECKED	REVISION

WASTEWATER and SITE DETAILS

DATE 6/5/2002

SCALE AS SHOWN

PROJ. NO. 01309.01

DRAWING NUMBER C3

C:\ASSA\Proj\01309\01309-W-DETAILS.DWG Wed Jun 03 14:56:53 2002 PETE