

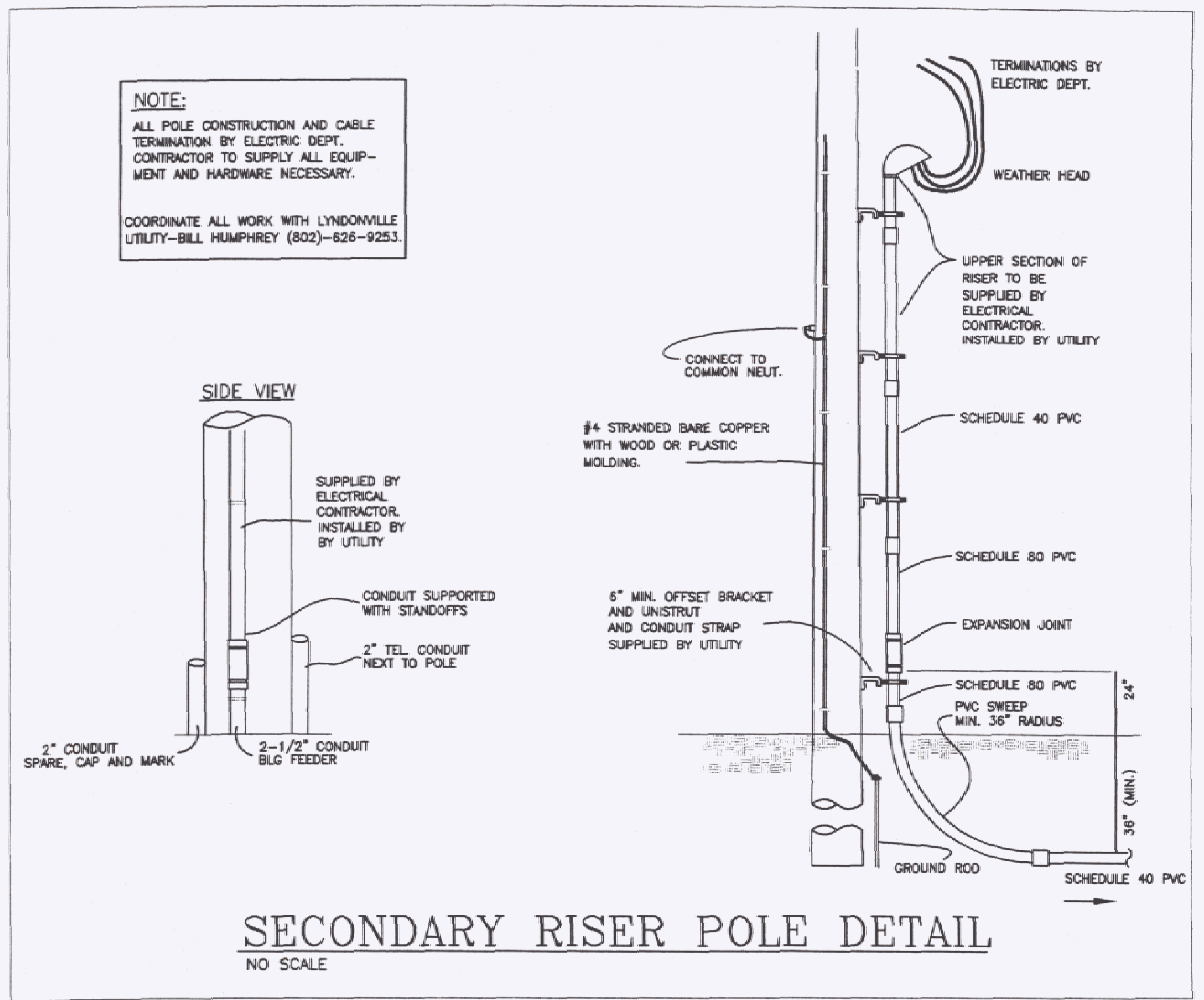
**KEYED NOTES:**

① COORD. ALL WORK WITH CVPS & VERIZON.

② REFER TO SECONDARY RISER DETAIL.

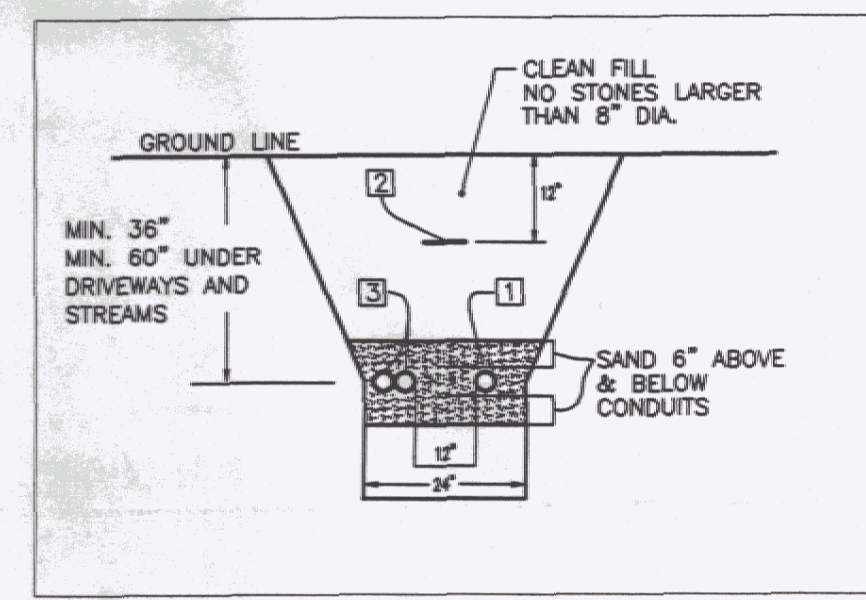
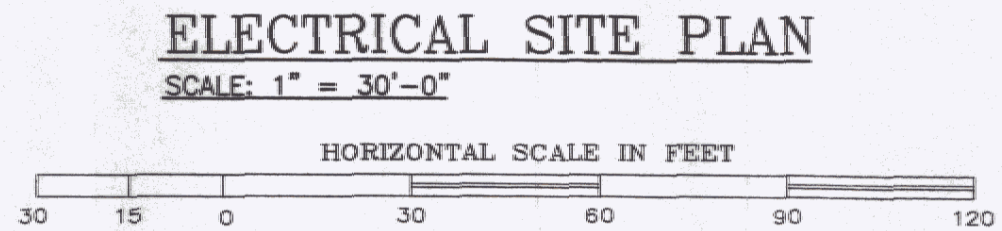
**LEGEND**

---	APPROXIMATE PROPERTY LINE
SS	GRAVITY SEWER LINE
FM	FORCE MAIN
W	WATER LINE
C	GAS LINE
ST	STORM DRAINAGE LINE
⊙	SEWER MANHOLE
⊙	STORM MANHOLE
⊙	HYDRANT
⊙	SHUT-OFF
⊙	POWER POLE
⊙	CATCH BASIN
⊙	LIGHT POLE
⊙	SIGN
⊙	DECIDUOUS TREE
⊙	CONIFEROUS TREE
---	EDGE OF BRUSH/WOODS
---	FENCE
---	NEW UNDERGROUND ELECTRIC



**KEY**

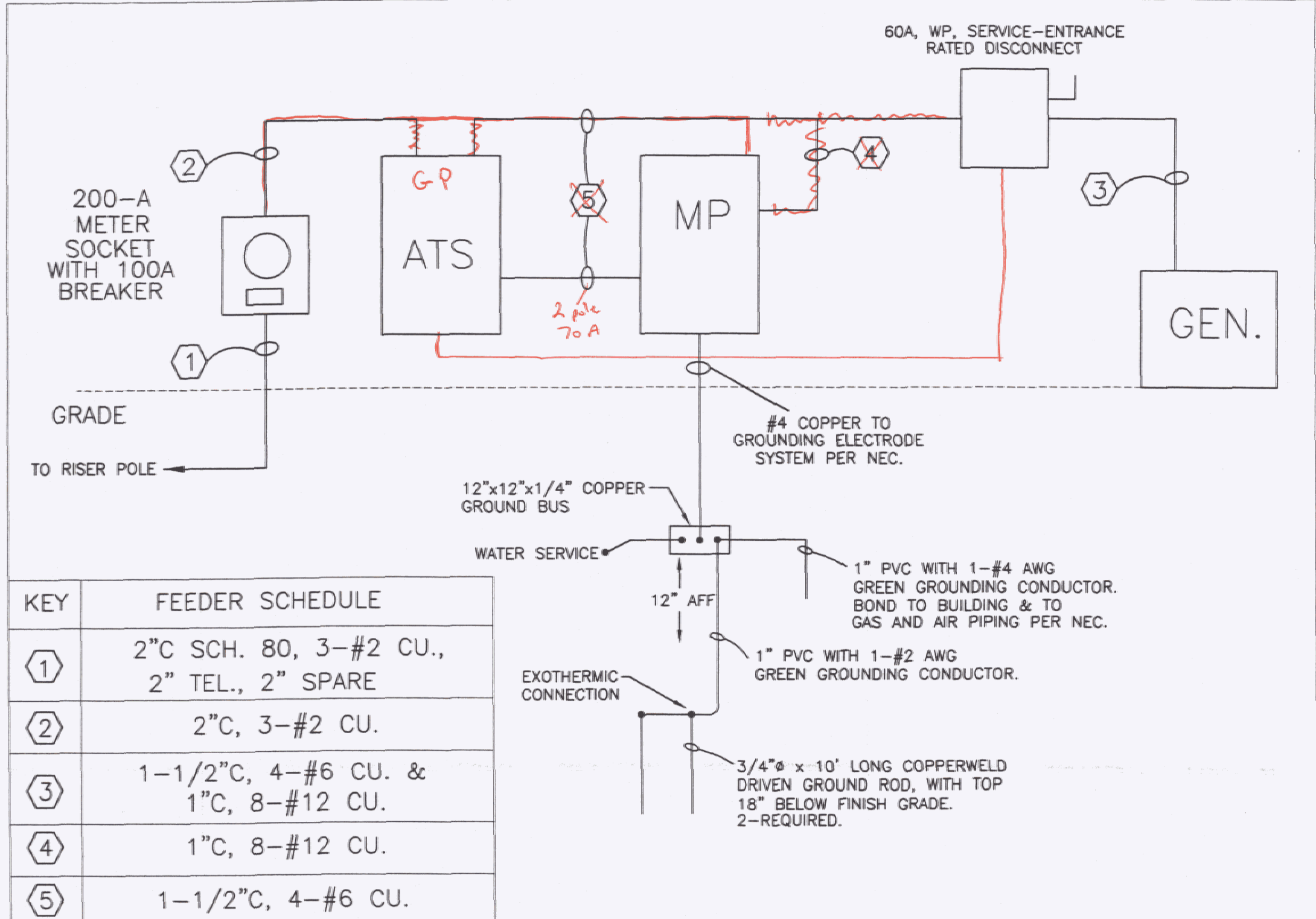
①	FEEDER SCHEDULE
②	2" PVC SCH. 80, 3-#2 CU., 2" TEL., 2" C SPARE
③	EXISTING OVERHEAD



**KEYED NOTES**

KEY	DESCRIPTION
①	SERVICE CABLE DUCT SHALL BE PVC SCHEDULE 80.
②	WARNING TAPE SHALL BE ELECTRIC LEGEND TYPE, ALLEN CAT.#ANT-1008-RE OR EQUAL (WARNING TAPE SHALL BE PLACED 12" BELOW SURFACE.)
③	TEL. DUCT SHALL BE PVC SCHEDULE 40. UNDER ROADS & DRIVEWAYS TO BE SCHEDULE 80. MAINTAIN 12" SEPARATION FROM ELECTRIC. PROVIDE SPARE 2" CONDUIT.

**TRENCH DETAIL**  
NO SCALE



**KEY**

KEY	FEEDER SCHEDULE
①	2" C SCH. 80, 3-#2 CU., 2" TEL., 2" SPARE
②	2" C, 3-#2 CU.
③	1-1/2" C, 4-#6 CU. & 1" C, 8-#12 CU.
④	1" C, 8-#12 CU.
⑤	1-1/2" C, 4-#6 CU.

**POWER ONE-LINE DIAGRAM**  
NO SCALE

**STATE OF VERMONT**  
Department of Buildings and General Services  
Agency of Administration  
Montpelier, Vermont

**Pearson & Associates**  
MECHANICAL & ELECTRICAL ENGINEERS  
P.O. BOX 610 STOWE, VERMONT 05672  
TEL. (802) 253-9607 FAX. (802) 253-9290  
EMAIL: pearson@stowe.net

**AGENCY OF TRANSPORTATION**  
NEW SNOW REMOVAL EQUIPMENT BUILDING AT THE CLARENDON AOT GARAGE  
CLARENDON VERMONT

**REVISIONS**

SCALE: AS SHOWN
DATE: 4-15-2006
DRAWN BY: ASG
APPR. BY: EEP

**AGENCY OF TRANSPORTATION**  
SNOW REMOVAL EQUIPMENT BUILDING  
SITE ELECTRICAL PLAN