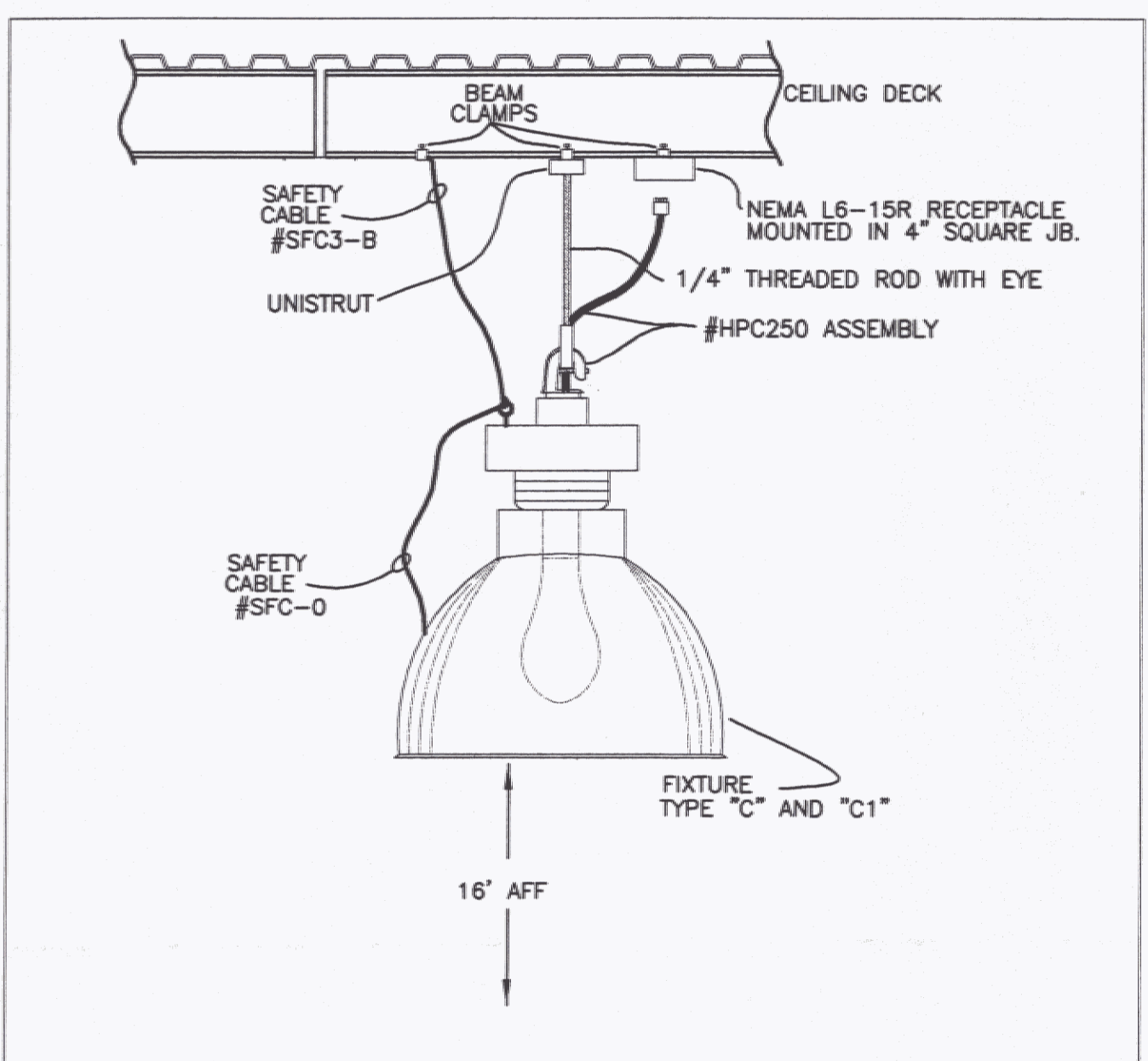



- KEYED NOTES:**
- 1 MOUNT THIS FIXTURE TIGHT TO STRUCTURE.
 - 2 ALL WIRING IN THIS AREA SHALL CONFORM TO NEC ARTICLE #513. ALL RECEPTACLES SHALL BE MOUNTED AT 20" AFF.
 - 3 CONNECT LIGHTING TO RECEPTACLE CIRCUIT IN THIS ROOM.
 - 4 BUILDING MARKER LIGHTS, WIRE TO UNSWITCHED DEDICATED CIRCUIT.

ELECTRICAL LIGHTING PLAN
 SCALE: 1/4" = 1'-0"
 HORIZONTAL SCALE IN FEET




TYPE "C" & "C1" FIXTURE MOUNTING DETAIL
 NO SCALE

LIGHTING FIXTURE SCHEDULE				
TYPE	MANUFACTURER & MODEL	MOUNTING	LAMPS	REMARKS
A	RUUD MACW410-1P	SURFACE WALL MOUNT	(1)-100W MH	WITH PHOTOCELL MOUNT AT 15' AFG
B	RUUD E4405-1P-J-V	SURFACE	(1)-50W MH	WITH PHOTOCELL MOUNT OVER DOORS
C	GE V2G-25PQA-4EA5 SFC-0 SFC3-B HCP250	PENDANT	(1)-250W MH COATED PULSE START	MOUNT AT 16' AFF
C1	GE V2G-25PQA-4EA50 SFC-0 SFC3-B HCP250	PENDANT	(1)-250W MH COATED PULSE START	SAME AS ABOVE WITH QUARTZ RE-STRIKE
D	CROUSE-HINDS 40940-116-GR	ABOVE ROOFLINE	INCLUDED	MOUNT FIXTURE ON 1/2" RIGID CONDUIT, 24" ABOVE ROOFLINE
FA	METALUX DIM-232-120-EB81	CHAIN HUNG	(2)-F032TB 3500 K	WITH WIRE GUARDS
EF-1	EXHAUST FAN - PROVIDED & INSTALLED BY MC			WIRING BY EC



STATE OF VERMONT
 Department of Buildings and General Services
 Agency of Administration
 Montpelier, Vermont



Pearson & Associates
 MECHANICAL & ELECTRICAL ENGINEERS
 P.O. BOX 610 STOWE, VERMONT 05672
 TEL. (802) 253-9807 FAX. (802) 253-9290
 EMAIL: pearson@stovewet.net

AGENCY OF TRANSPORTATION
 NEW SNOW REMOVAL EQUIPMENT
 BUILDING AT THE CLARENDON
 AOT GARAGE
 CLARENDON VERMONT

REVISIONS

SCALE: AS SHOWN	DATE: 4-15-2006
DRAWN BY: ASG	APPR. BY: EEP

AGENCY OF TRANSPORTATION
 SNOW REMOVAL EQUIPMENT BUILDING
 LIGHTING PLAN

E-2

2 OF 3