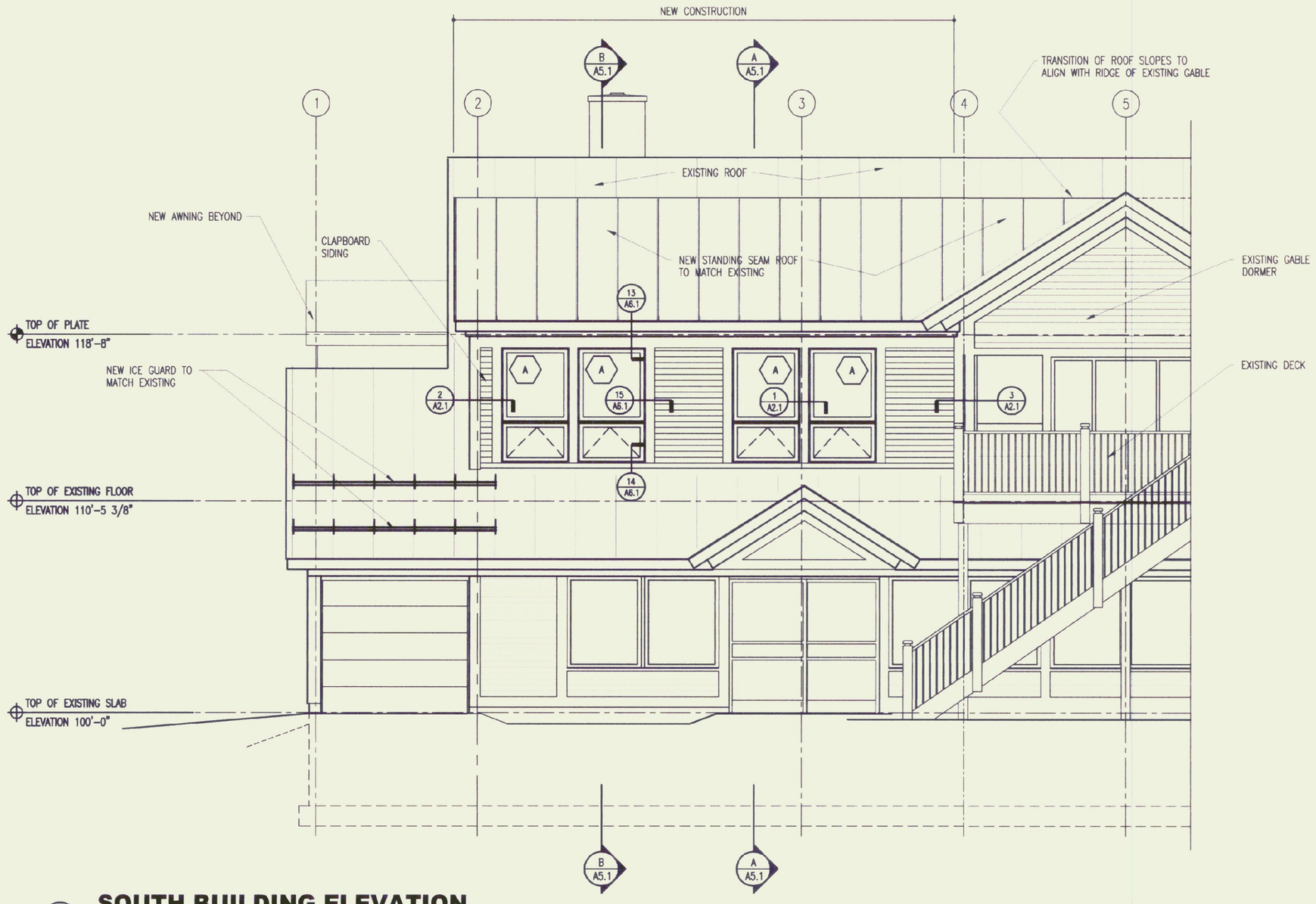

SOUTH BUILDING ELEVATION

A/A4.1

SCALE: 1/4" = 1'-0"

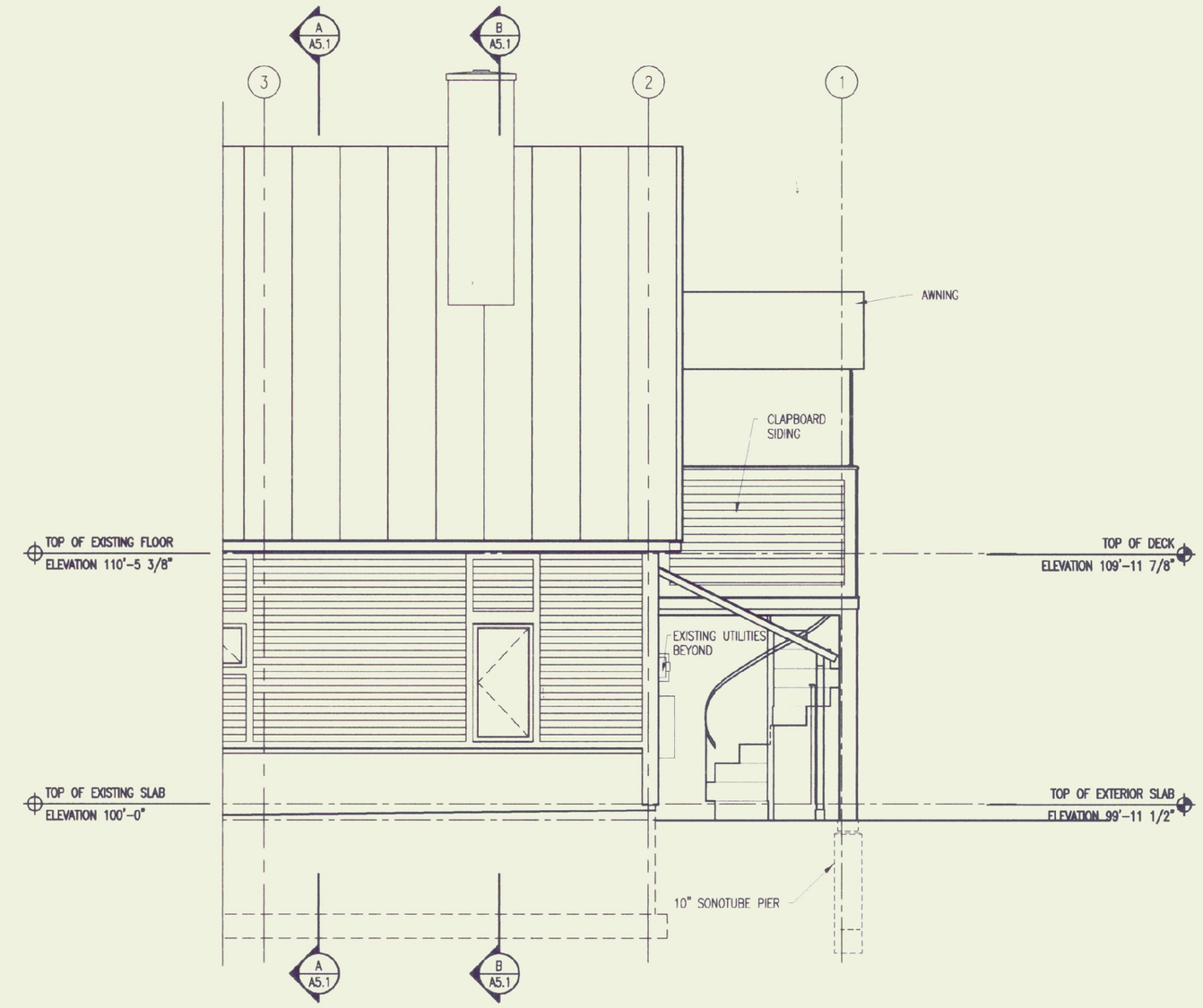

NORTH BUILDING ELEVATION

B/A4.1

SCALE: 1/4" = 1'-0"

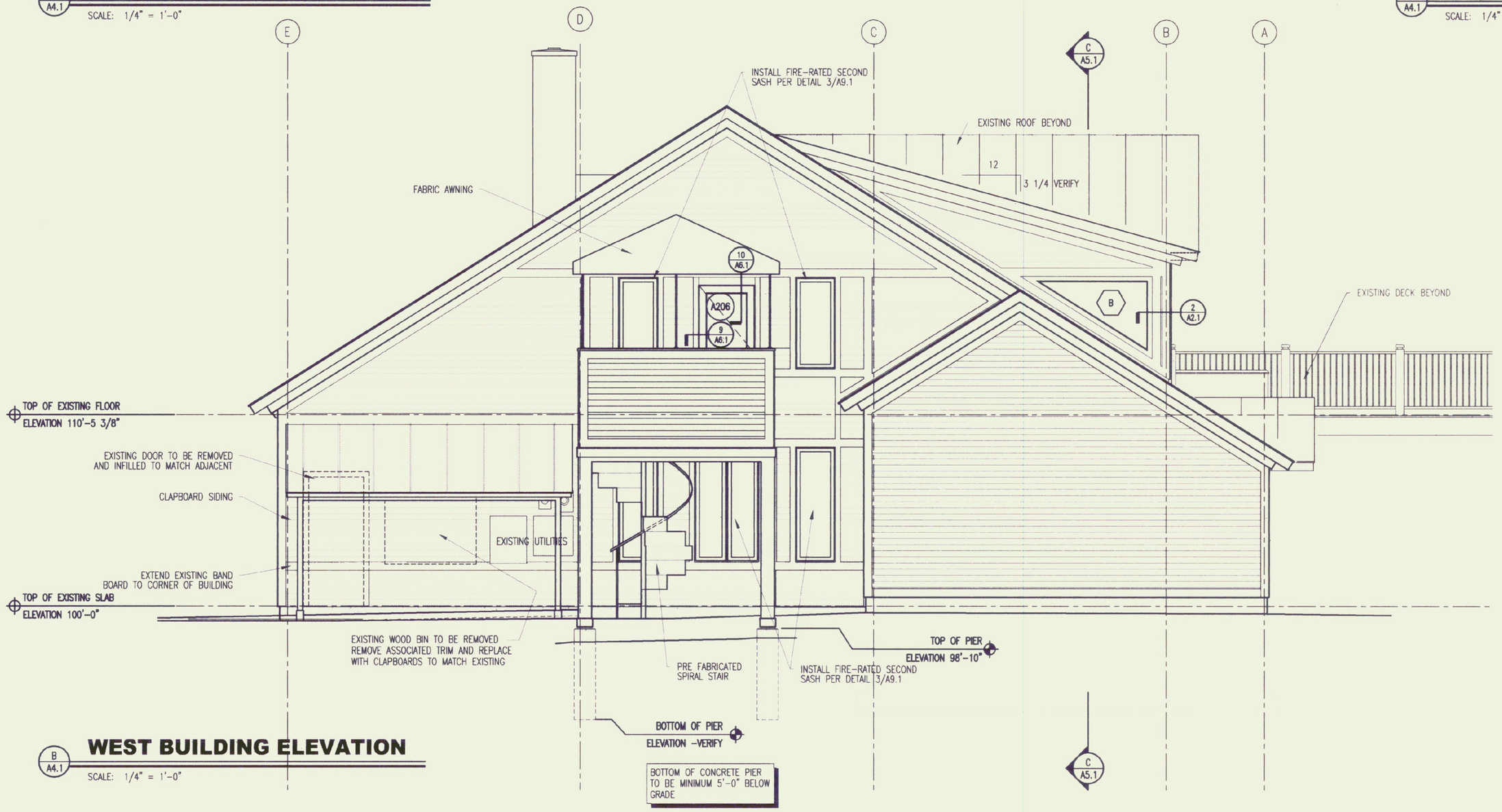

WEST BUILDING ELEVATION

B/A4.1

SCALE: 1/4" = 1'-0"

FINISH SCHEDULE

RM. NO.	ROOM	FLOOR		BASE				WALLS								CEILING			REMARKS
								MATERIAL				FINISH							
		MATERIAL	FINISH	N	E	S	W	N	E	S	W	N	E	S	W	MATERIAL	FINISH	HEIGHT	
102	(EXISTING) FOYER			–	–	–	–	–	–	–	–	–	–	–	–	EXISTING	EXISTING	EXISTING	
105	(EXISTING) TERMINAL			–	–	–	–	–	–	–	–	–	–	–	–	T AND G	NATURAL FINISH	9'-0"	NATURAL FINISH TO MATCH EXISTING
203	(EXISTING) CORRIDOR			–	–	W	–	–	–	G	–	–	–	P	–	EXISTING	EXISTING	EXISTING	
204	CONFERENCE ROOM	W	N	W	W	W	W	G	G	G	G	P	P	P	P	GYPSUM	PAINT	VARIES	
205	EXPANDED OFFICE	W	N	–	W	W	W	–	G	G	G	–	P	P	P	GYPSUM	PAINT	VARIES	
206	(EXISTING) OFFICE			–	–	–	–	–	–	–	–	P	P	–	P	EXISTING	EXISTING	EXISTING	PAINT EXISTING WALLS TO MATCH NEW
207	EXTERIOR DECK	N/A	N/A	–	–	–	–	–	–	–	–	–	–	–	–	–	–	–	

FINISH LEGEND

G	5/8" GYPSUM WALL BOARD
P	PAINT
NATURAL (N)	CLEAR SEMI-GLOSS FINISH
W	WOOD

DOOR SCHEDULE

NO.	TO	FROM	HAND	MATERIAL	HEIGHT	WIDTH	THICK	GLASS	RATING	ELEVATION	CLOSER	THRESHOLD	SPRING HINGE	1 1/2 PR BUTTS	PANIC DEVICE	FLOOR BUMPER	KICK PLATE	WALL BUMPER	WEATHERSTRIPPING	DOOR BOTTOM	FALCON LOCKSET NO. M581-CN4
A204	203	204	RH	METAL	7'-0"	3'-0"	1 3/4"	NONE	45 MIN.					●			●	●			●
B204	204	205	RH	METAL	7'-0"	3'-0"	1 3/4"	NONE	45 MIN.					●		●	●				●
C204	204	202	LH	METAL	7'-0"	3'-0"	1 3/4"	NONE	45 MIN.		●			●	●						
A206	EXT.	206	RH	INS. MTL.	7'-0"	3'-0"	1 3/4"	RATED	45 MIN.	"A"	●	●		●			●	●	●	●	●

FRAME SCHEDULE

NO.	MATERIAL	HEIGHT	WIDTH	THICK	RATING	HEAD	JAMB	SILL
A204	16 GA. METAL	7'-2"	3'-4"	7 3/4"	45 MIN.	12/A6.1	11/A6.1	–
B204	16 GA. METAL	7'-2"	3'-4"	7 3/4"	45 MIN.	12/A6.1	11/A6.1	–
C204	16 GA. METAL	7'-2"	3'-4"	7 3/4"	45 MIN.	12/A6.1	11/A6.1	–
A206	16 GA. METAL	7'-2"	3'-4"	5 3/4"	NA	10/A6.1	9/A6.1	9/A9.1

WINDOW SCHEDULE

NO.	MANUFACTURER	NUMBER	R.O. WxH	HEAD	JAMB	SILL
A	EAGLE	E ~~4218~~ 4420 12	3'-4 1/2" x 5'-8 1/2"	13/A6.1	15/A6.1	14/A6.1
B	EXISTING	EXISTING	TRIANGLE (FIXED)	–	2/A2.1	–

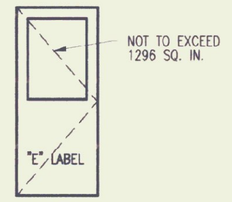

A **DOOR ELEVATION**

SCALE: 1/4" = 1'-0"

BMZA
Architects & Planners

Browning | Moore | Zucker | Ackerman
103 Wales Street
Rutland, Vermont 05701
Tel 802-773-8245
Fax 802-773-8235
info@bmza.com
www.bmza.com

W.V. ENGINEERING ASSOCIATES, P.C.
MECHANICAL AND ELECTRICAL ENGINEERING
11 KING COURT
KEENE, NEW HAMPSHIRE 03431
TELEPHONE: 603-352-7007
FAX: 603-352-7005

ZAREMBA-SOPKO ASSOCIATES, PLLC
STRUCTURAL ENGINEERING
5 BROADWAY, SUITE 203
TROY, NEW YORK 12180
TELEPHONE: 518-273-2555
FAX: 518-273-2552

PROJECT MANAGEMENT: STATE OF VERMONT
DEPT. OF BUILDINGS & GENERAL SERVICES
2 GOVERNOR AIKEN AVENUE
MONTPELIER, VERMONT 05633
TEL. 802-828-3314
FAX. 802-828-3533

BUILDING OWNER: STATE OF VERMONT
AGENCY OF TRANSPORTATION
DEPT. OF MAINTENANCE AND AVIATION
NATIONAL LIFE BUILDING, DRAWER 33
MONTPELIER, VERMONT 05633-5001
TEL. 802-828-5752/ FAX 802-828-2848

JANUARY 2002

BID SET

NO.	REVISION	DATE
01	RELEASED FOR AGENCY REVIEW	06/29/01
02	FINAL PRE-BID REVIEW	05/31/01
03	BID SET	11/16/01
03	BID DATE	01/30/02

Renovations and Addition for the

RUTLAND STATE AIRPORT
1002 AIRPORT ROAD, TERMINAL BUILDING
NORTH CLARENDON, VERMONT 05759
TEL. 802-786-8881
FAX 802-773-5660

BUILDING ELEVATIONS

PROJECT NORTH

PROJECT: R99060 | DRAWN: RNB | CHECKED: CPB

PROFESSIONAL SEAL

A

4.1