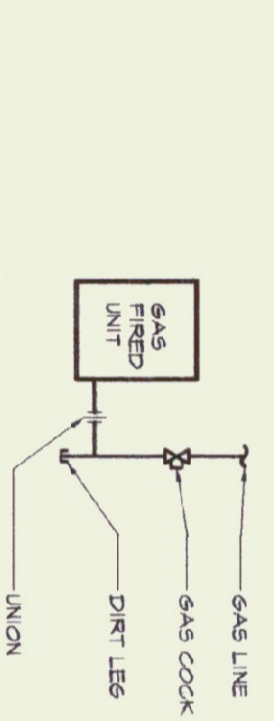
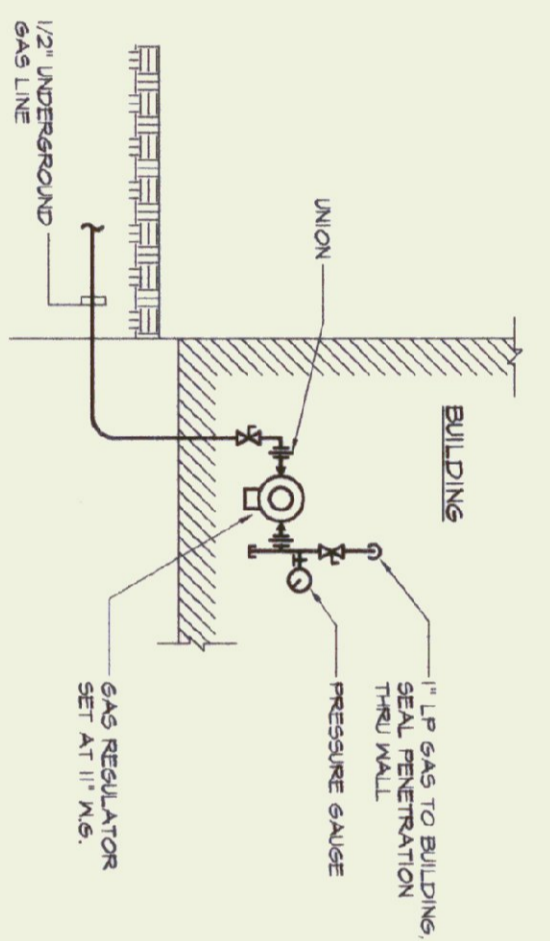


**UNDERGROUND PROPANE TANK DETAILS**  
NOT TO SCALE

NOTE:  
TANK, REGULATORS, PIPING AND ACCESSORIES INCLUDING 1ST AND 2ND STAGE REGULATORS TO BE FINISHED AND INSTALLED BY CONTRACTOR COORDINATE INSTALLATION WITH OWNERS GAS SUPPLIER.



**GAS CONNECTION DETAIL**  
NOT TO SCALE



**MAIN GAS ENTRANCE DETAIL**  
NOT TO SCALE

**MATERIAL SPECIFICATIONS**

**CODES AND STANDARDS**  
COMPLY WITH THE LATEST EDITION OF THE STATE OF VERMONT LP GAS CODE NATIONAL BOCA PLUMBING CODE INCORPORATING THE MID STATE OF VERMONT PLUMBING RULES AND ALL LOCAL CODES AND REGULATIONS.

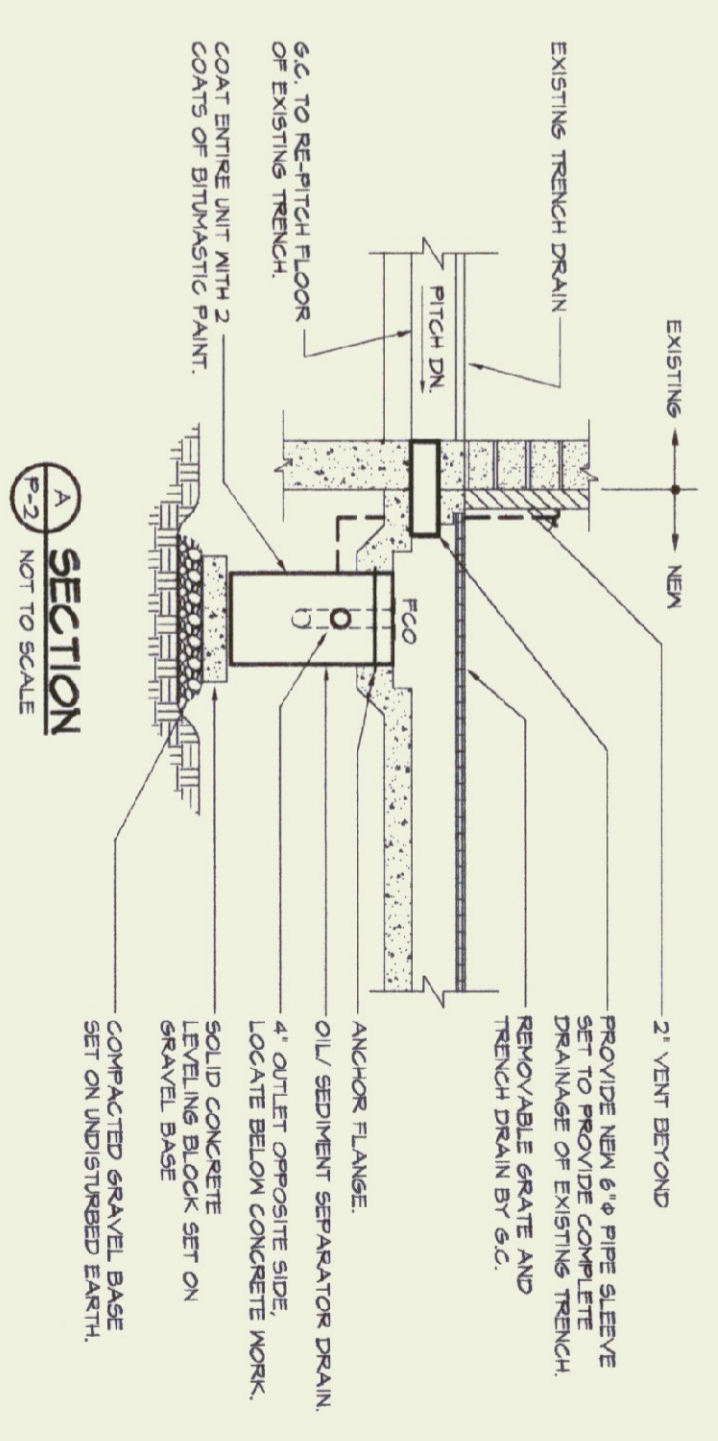
**SECRETARIALS**  
SUBMIT ALL EQUIPMENT, PIPING, TANKS AND ACCESSORIES PRIOR TO CONSTRUCTION.

**EPE AND VALVES**  
ALL SOFT WARET IRON AND ROOF DRAINAGE PIPING SHALL BE CAST IRON UNLESS SHOWN OTHERWISE. VALVES AT ALL CONNECTIONS OF 1/2\"/>

**FLOOR CLEANOUTS**  
FINISH AND INSTALL FLOOR CLEANOUTS FOR ROOF DRAINAGE AND SANITARY WASTE PIPING AS INDICATED ON THE HEAVY DOTT.

**EPE INSULATION**  
ALL ROOF DRAINAGE PIPING LOCATED ABOVE FINISHED FLOORING SHALL BE INSULATED WITH 1/2\"/>

**LP GAS TANK AND PIPING**  
FINISH AND INSTALL 800 GALLON UNDERGROUND LP GAS TANK. THE LP GAS TANK AND PIPING FROM THE TANK TO THE BUILDING INCLUDING THE MAIN REGULATOR GAS SHUT-OFF AND VALVES SHALL BE FINISHED AND GRAVEL BEDDED TO THE INSURANCE CODES. THE INSURANCE CODES SHALL BE THE LATEST EDITION OF THE NATIONAL FIRE PROTECTION ASSOCIATION (NFPA) 58 THE UNDERGROUND GAS PIPING EXTENDING TO THE BUILDING SHALL BE UL APPROVED FLASTIC PIPING, APTV DRESS WITH ELECTRIC CORROSION RESISTANT TRACER WIRE MINIMUM 1/4\"/>



**SECTION**  
NOT TO SCALE

CALL SEPARATOR: RECOVERED OIL SEPARATOR, 30 GALLON LIQUID CAPACITY, 4\"/>



NO.	ISSUED FOR	DATE
1	BIDDING	5-24-02
	COST REDUCING CHANGES	7-22-02

**LANE ASSOCIATES CONSULTING ENGINEERS, P.C.**

HEATING, VENTILATION, & AIR CONDITIONING, PLUMBING, FIRE PROTECTION, & ELECTRICAL

CHARLES F. LANE, P.E.  
DANIEL W. DERRIS, P.E.  
51 BURLINGTON AVENUE  
RUTLAND, VERMONT 05701  
TELEPHONE: (802)747-3346  
FAX/MODEM: (802)747-3356

**PLUMBING SCHEDULES, SPECIFICATIONS AND DETAILS**

**RUTLAND STATE AIRPORT CLARENDON, VERMONT ADDITION TO FIRE/CRASH/ RESCUE BUILDING**

AFFR: DWD  
DRAWN: BKL/BWM  
SCALE: AS NOTED  
PROJ NO: 093-0