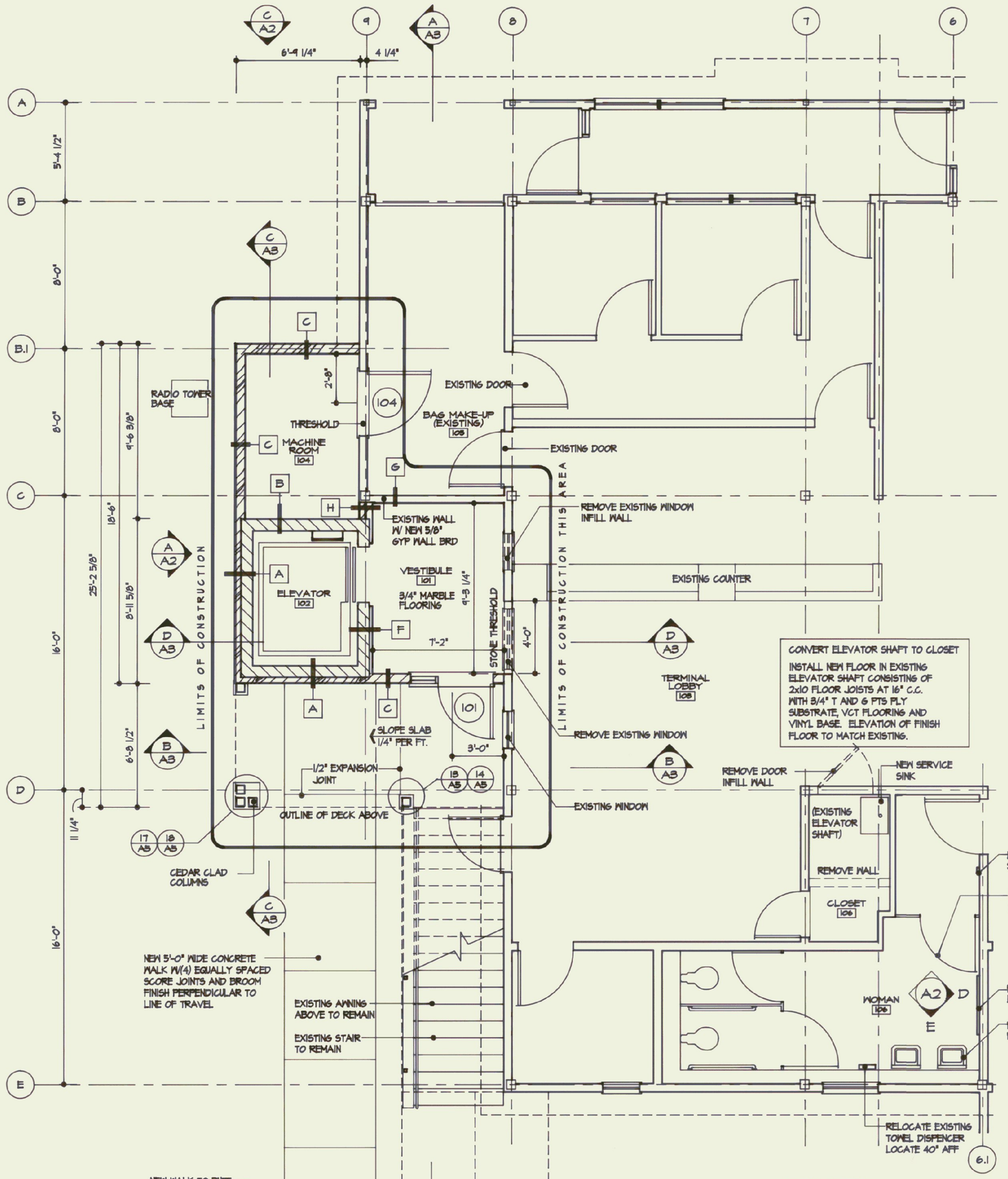

FIRST FLOOR PLAN

A/A1 1/4" = 1'-0"

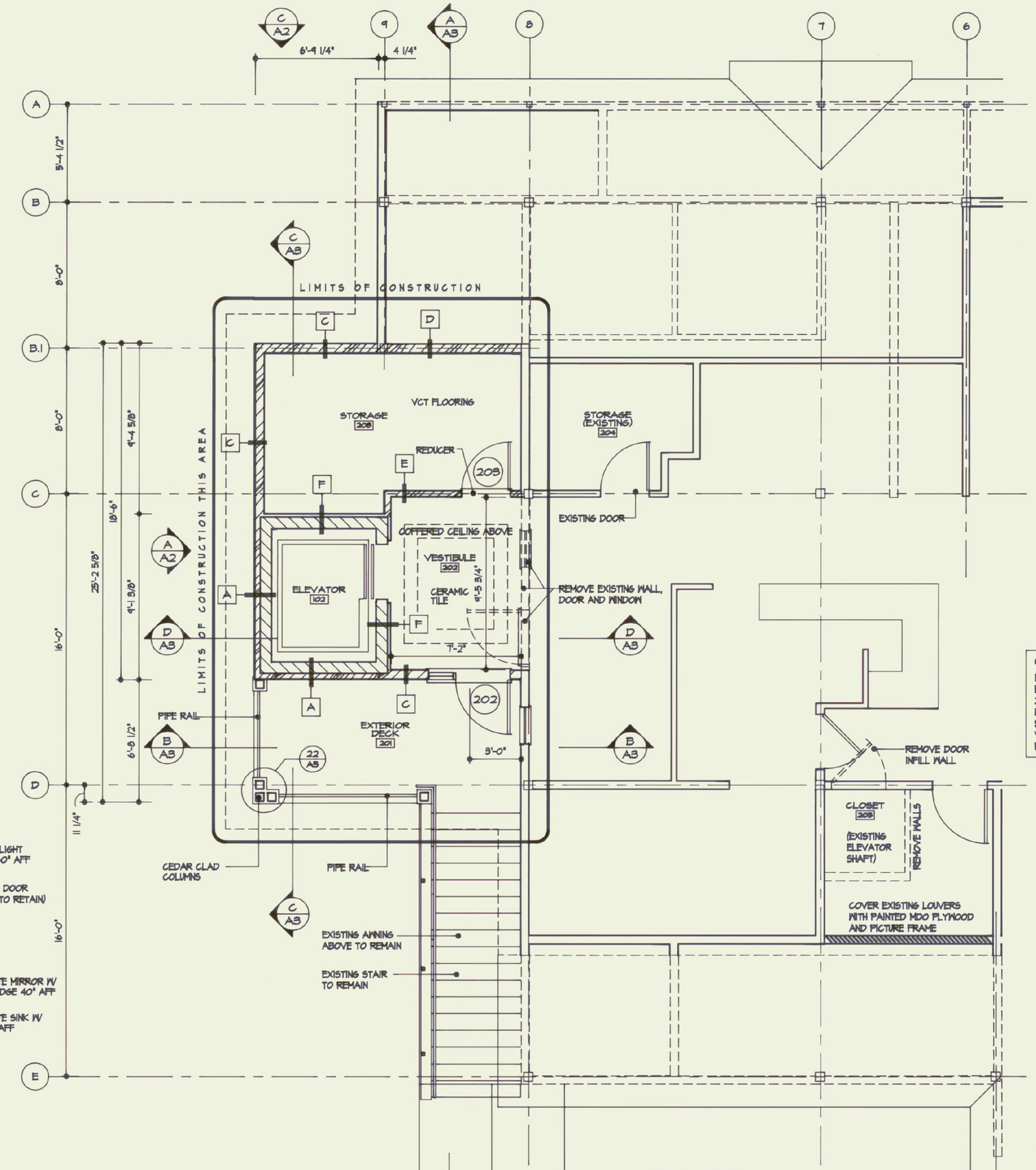

SECOND FLOOR PLAN

B/A1 1/4" = 1'-0"

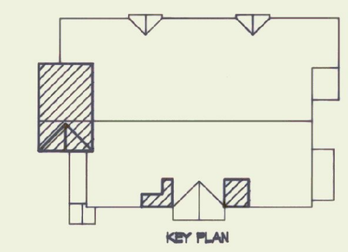

KEY PLAN

PRIMARY AREAS OF CONSTRUCTION SHOWN SHADED

NORTH ARROW

CONVERT ELEVATOR SHAFT TO CLOSET

INSTALL NEW FLOOR IN EXISTING ELEVATOR SHAFT CONSISTING OF 2x10 FLOOR JOISTS AT 16" C.C. WITH 3/4" T AND G PTS PLY SUBSTRATE, VCT FLOORING AND VINYL BASE. ELEVATION OF FINISH FLOOR TO MATCH EXISTING.

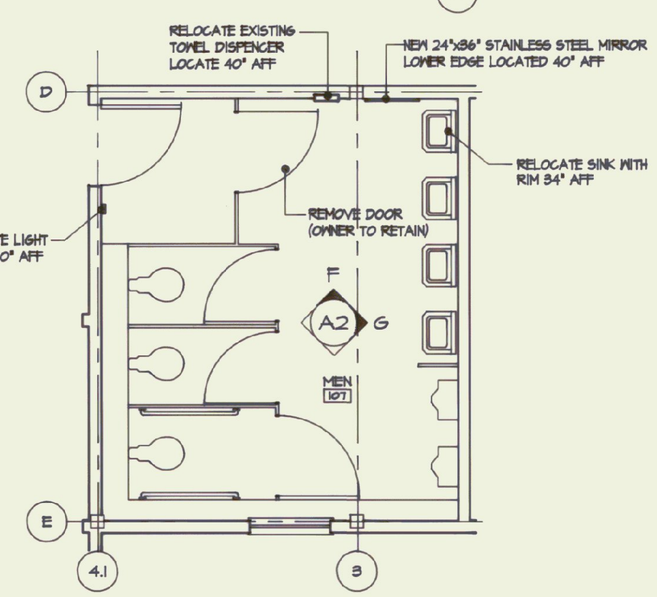

MEN'S ROOM

C/A1 1/4" = 1'-0"

SUPPLY WATER AND DRAIN PIPES UNDER ALL LAVATORIES SHALL BE INSULATED WITH BROCAR TRAP WRAP INSULATION KITS OF APPROPRIATE COLOR, SIZE AND ACCESSORIES. THERE SHALL BE NO SHARP OR ABRASIVE SURFACES UNDER ANY LAVATORY.

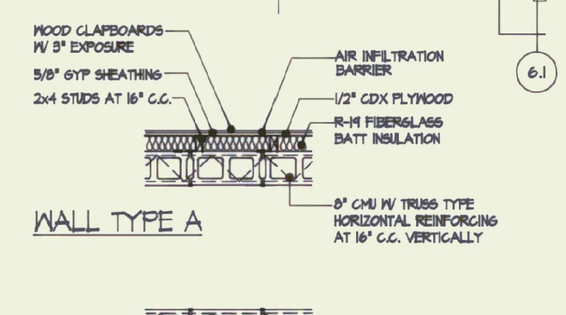

WALL TYPE A

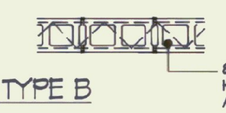

WALL TYPE B

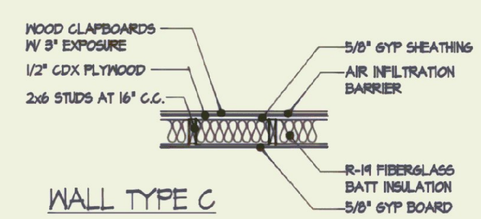

WALL TYPE C

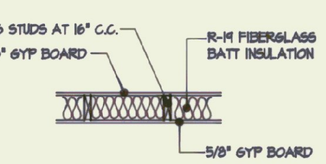

WALL TYPE D

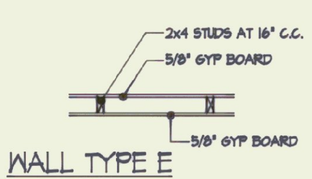

WALL TYPE E

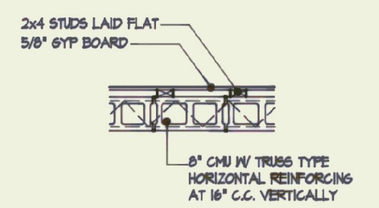

WALL TYPE F

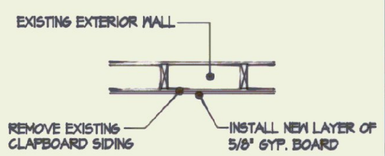

WALL TYPE G

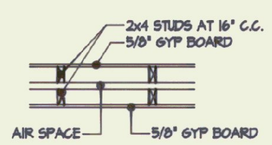

WALL TYPE H

PROJECT DATE: SEPTEMBER 1999

NO.	REVISIONS	DATE
1	CONCEPTUAL REVIEW	4/27/99
2	SUBMITTED FOR REVIEW	12/8/99
3	RELEASED FOR REVIEW	9/18/04
4	RELEASED FOR BIDS	4/28/04

REGISTERED ARCHITECT CHRISTOPHER P. BROWNING No. 3015 STATE OF VERMONT

RUTLAND STATE AIRPORT
STATE OF VERMONT
DEPARTMENT OF STATE BUILDINGS
2 GOVERNER AIKEN AVENUE
MONTPELIER, VERMONT 05602

WV ENGINEERING
CONSULTING ENGINEERS
PO BOX 1464
KEENE, NEW HAMPSHIRE 03431
PHONE: 603-352-1005 FAX: 603-352-1007

BROWNING ASSOCIATES
PLANNING AND ARCHITECTURE
54 1/2 CENTER STREET
RUTLAND, VERMONT 05701
PHONE: 802-773-8248 FAX: 802-773-8258

DESIGNED BY: CPB
DRAWN BY: SER/CPB
CHECKED BY: TJC

PLANS
SHEET TITLE

SHEET NUMBER
A1

JOB NO. 49.021.01