## EXTERIOR WALL RENOVATION SEQUENCE

1. REMOVE SIDING, INSTALL BLOCKING, STUDS, SHEATHING, INSTALL NEW BOARD & BATTEN SIDING.
2. REMOVE SLIDING DOORS. REMOVE SIDING, INSTALL BLOCKING, STUDS, SHEATHING, INSTALL NEW BOARD & BATTEN SIDING.
3. INSTALL TEMPORARY TRUSS POSTS, REMOVE HINGED DOORS.
4. SAME AS "3" ABOVE.
5. SAME AS "3" ABOVE.
6. REMOVE SIDING, INSTALL BLOCKING, STUDS, SHEATHING, INSTALL NEW BOARD & BATTEN SIDING.
7. SAME AS "6" ABOVE.
8. INSTALL NEW FRAMING @ SLIDING DOOR OPENINGS
9. SAME AS "8" ABOVE.
10. FIELD MEASURE OPENINGS & CONSTRUCT DOORS, INSTALL NEW HARDWARE & DOORS.
11. SAME AS "10" ABOVE

## PAINT SCHEDULE :

1. NEW MET. ROOF & DRIP EDGE – WASH / DEGREASE METAL. PRIME WITH ONE COAT "PPG" GALVANIZED STEEL PRIMER, TWO FINISH COATS ALKYD BRIDGE PAINT VT. 3.03 GREEN – MATCH DARK GREEN VT. COLOR.
2. EXTERIOR WOOD SIDING, DOORS & DOOR TRIM – TWO COATS "PPG-REZ" ALKYD-OIL SOLID COLOR STAIN. COLOR # SC-3 BASSWOOD.
3. EXTERIOR WOOD TRIM – TWO COATS "PPG-REZ" ALKYD-OIL SOLID COLOR STAIN. COLOR # SC-72 WHITE.
4. METAL HARDWARE – ONE PRIME COAT RUST INHIBITIVE PRIMER ONE COAT "DEERFOOT" FLAT BLACK ENAMEL.

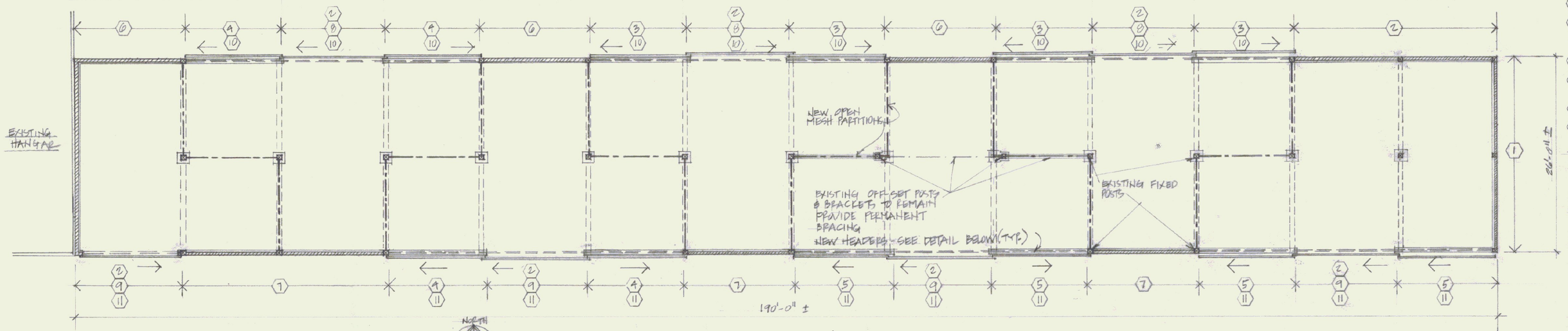


FLOOR PLAN
1/8" = 1'-0"

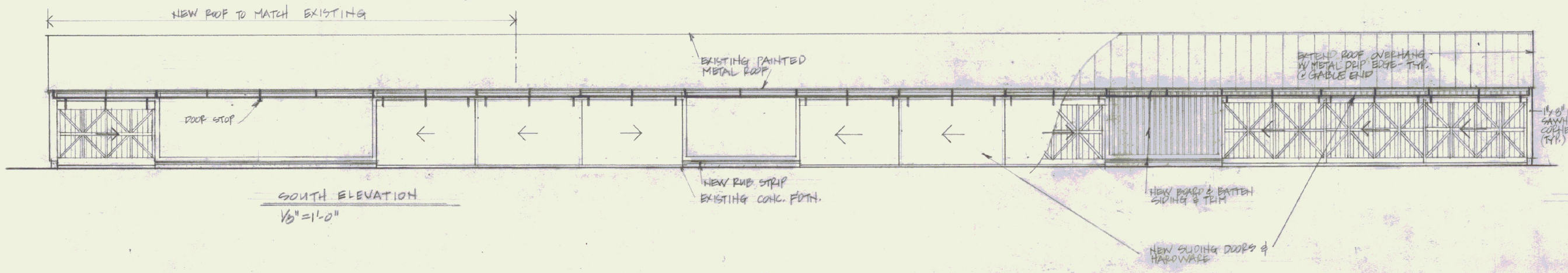


SOUTH ELEVATION
1/8" = 1'-0"

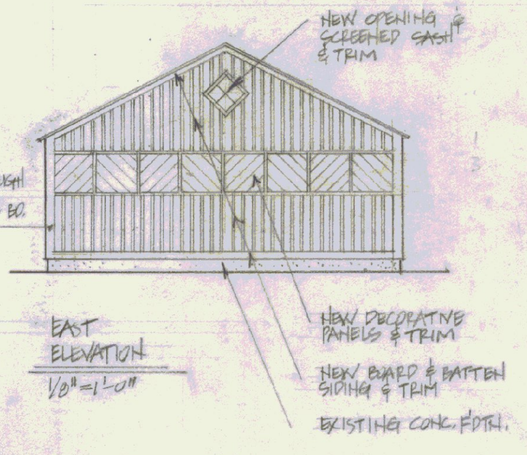


EAST ELEVATION
1/8" = 1'-0"

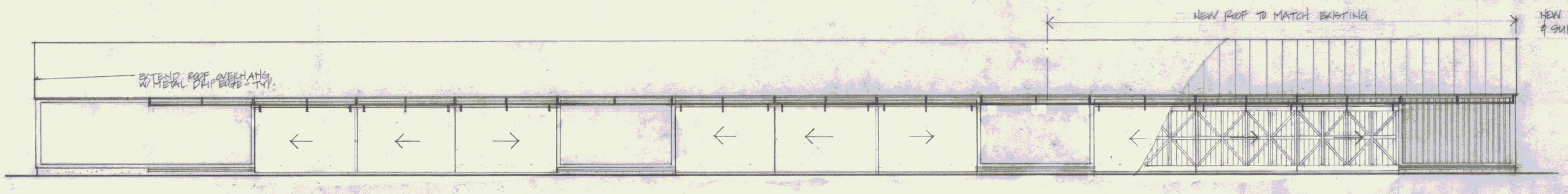


NORTH ELEVATION
1/8" = 1'-0"

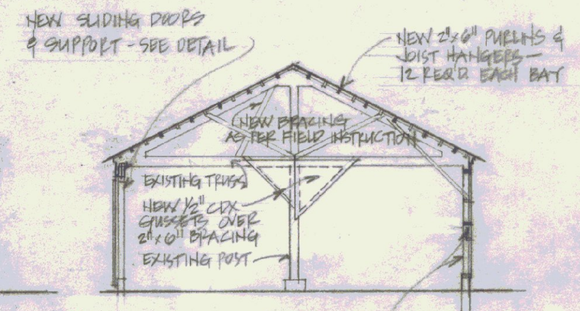


CROSS SECTION
1/8" = 1'-0"

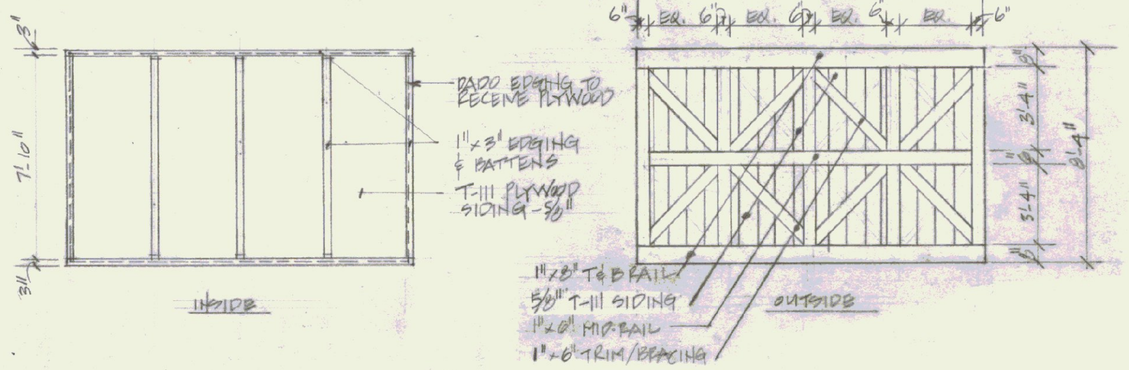


SLIDING DOOR ELEVATION
1/4" = 1'-0"

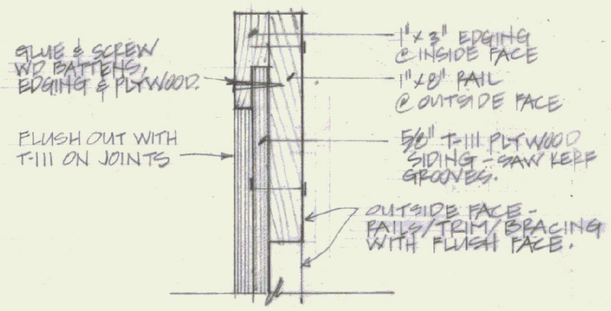


DOOR EDGE DETAIL
3" = 1'-0"

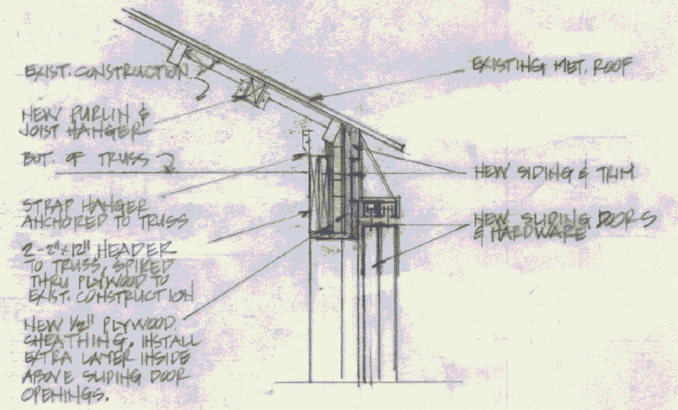


HEAD & SUPPORT @ SLIDING DOOR
NOT TO SCALE

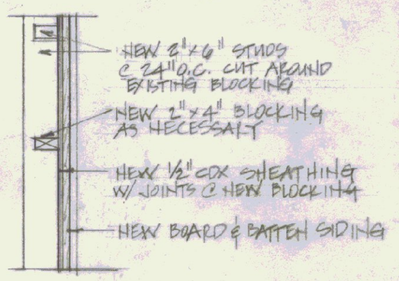


SECTION @ NEW SIDING
NOT TO SCALE

SHEET 1 OF 1


CHARLES ST. JOHN, ARCHITECT
POST OFFICE BOX 969
WAITSFIELD, VERMONT 05673
(802) 496-5633


RENOVATIONS TO TBE HANGAR
FOR
SPRINGFIELD STATE AIRPORT
NORTH SPRINGFIELD, VERMONT

PLANS
DETAILS
& ELEVATIONS
SCALE AS NOTED

29 NOV. 03
REVISED 9 APR 04
(SLIDING DOORS)