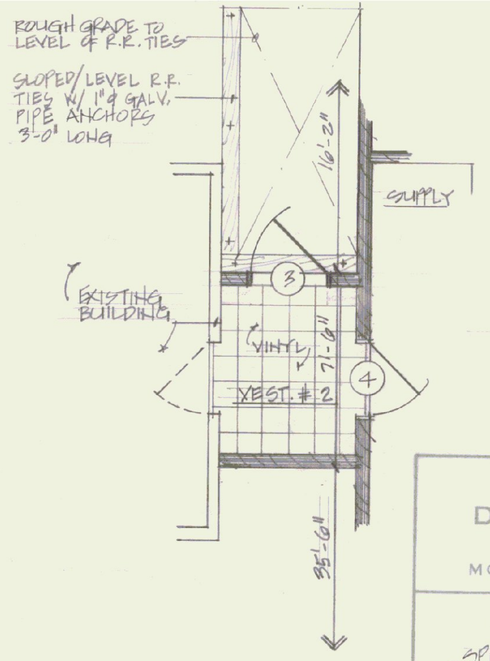

THIS SKETCH REVISES DRAWINGS AND SPECIFICATIONS ONLY TO THE EXTENT NOTED. REFER TO THE ORIGINAL DRAWINGS FOR OTHER WORK.

ATTACHMENT
ADDENDUM NO. 2

STATE OF VERMONT
DIVISION OF STATE BUILDINGS
AGENCY OF ADMINISTRATION
MONTPELIER, VERMONT

PARTIAL PLAN @ VESTIBULE #2
SPRINGFIELD STATE AIRPORT TERMINAL
SPRINGFIELD VERMONT

DATE: 9.9.81	SCALE: 1/4"=1'-0"	REVISIONS:	DWG. NO. SK A.1/1
DRAWN BY: C.W.S.	APPROVED BY: C.W.S.		1 OF 2

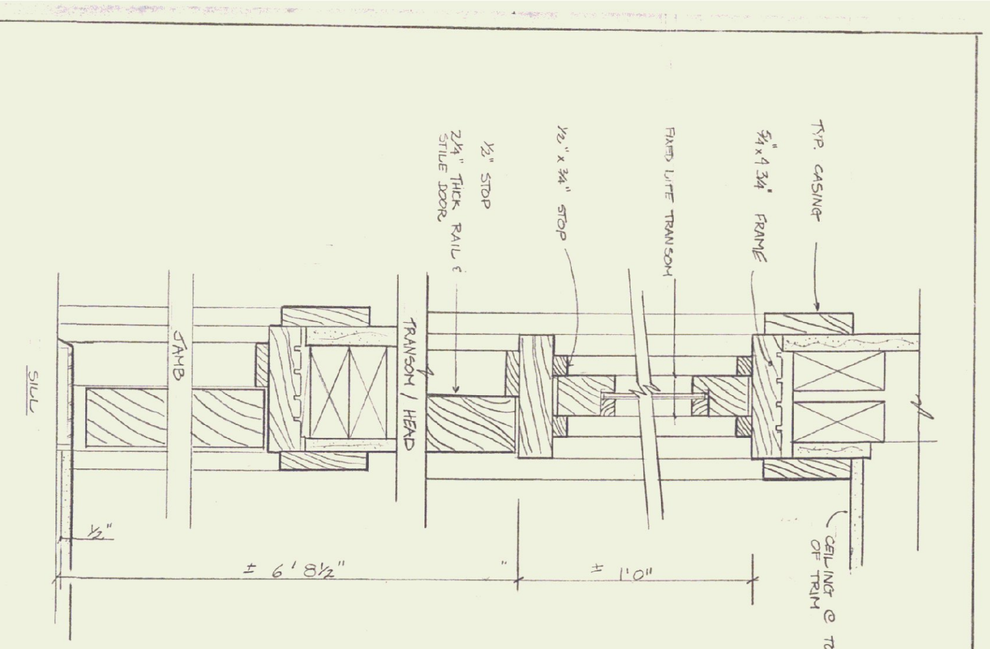

SPRINGFIELD STATE AIRPORT TERMINAL
REVISIONS TO DETAIL 2 A-3
RAIL & STILE DOOR 3" = 1'-0" 9/22/81

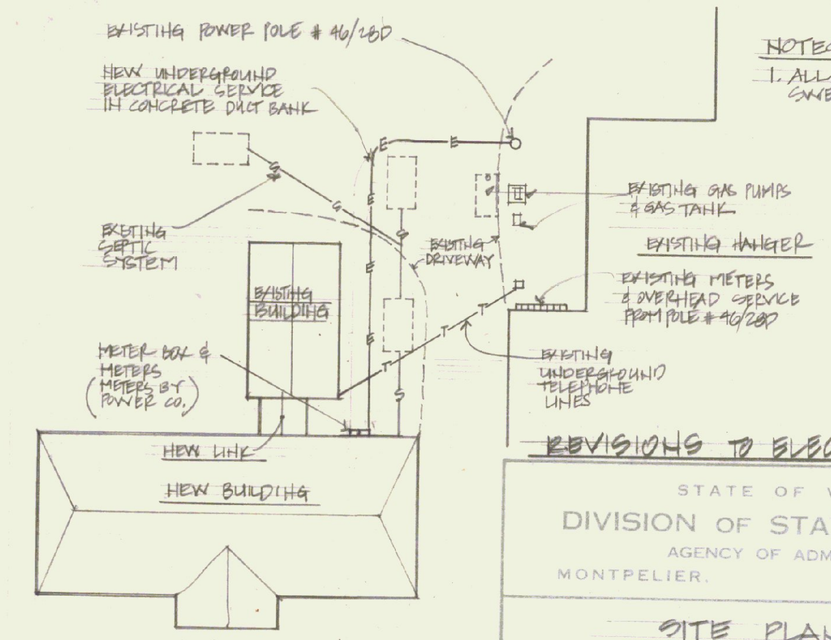

NOTES:
1. ALL BENDS TO BE LONG SWEEP.

REVISIONS TO ELECTRICAL SERVICE

THIS SKETCH REVISES DRAWINGS AND SPECIFICATIONS ONLY TO THE EXTENT NOTED. SEE DWGS DATED AUG. 28. 81 FOR OTHER WORK

STATE OF VERMONT
DIVISION OF STATE BUILDINGS
AGENCY OF ADMINISTRATION
MONTPELIER, VERMONT

SITE PLAN
SPRINGFIELD STATE AIRPORT
SPRINGFIELD VERMONT

DATE: 10.29.81	1/16"=1'-0"	REVISIONS:	DWG. NO. SK S.1/1
DRAWN BY: C.W.S.	APPROVED BY:		1 OF 2

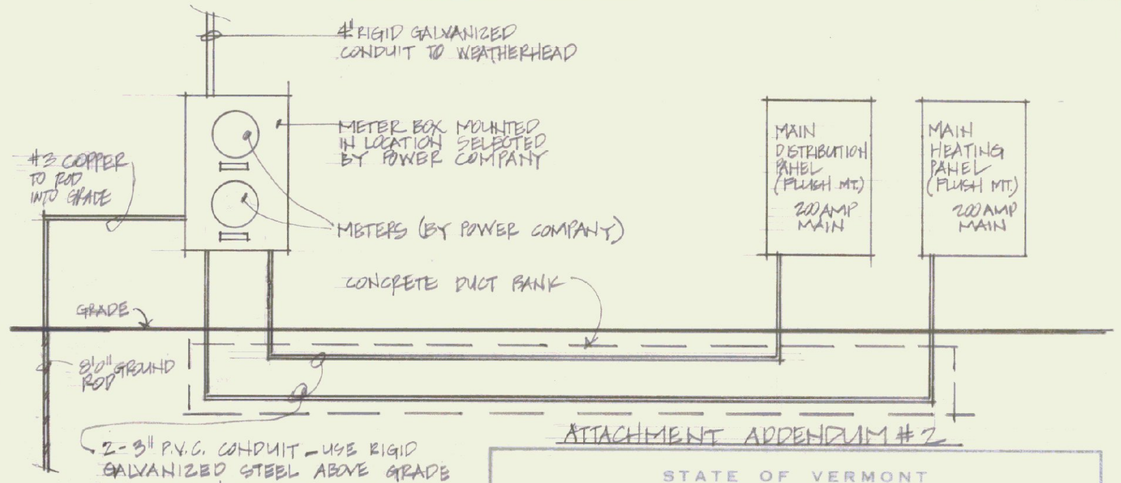

2-3" P.V.C. CONDUIT - USE RIGID GALVANIZED STEEL ABOVE GRADE AT METER & BUILDING AND FOR LONG SWEEP BENDS. CONDUCTORS IN EACH CONDUIT: 3-3/0 COPPER W/ SIZE OF GROUNDING ELECTRODE CONDUCTOR # 4 COPPER.

ATTACHMENT ADDENDUM # 2

STATE OF VERMONT
DIVISION OF STATE BUILDINGS
AGENCY OF ADMINISTRATION
MONTPELIER, VERMONT

ELECTRICAL RISER DIAGRAM
SPRINGFIELD STATE AIRPORT TERMINAL
SPRINGFIELD VERMONT

DATE: 9.9.81.	SCALE: NO SCALE	REVISIONS:	DWG. NO. SK E.1/1

THIS SKETCH REVISES DRAWINGS AND SPECIFICATIONS ONLY TO THE EXTENT NOTED. REFER TO THE ORIGINAL DRAWINGS FOR OTHER WORK.

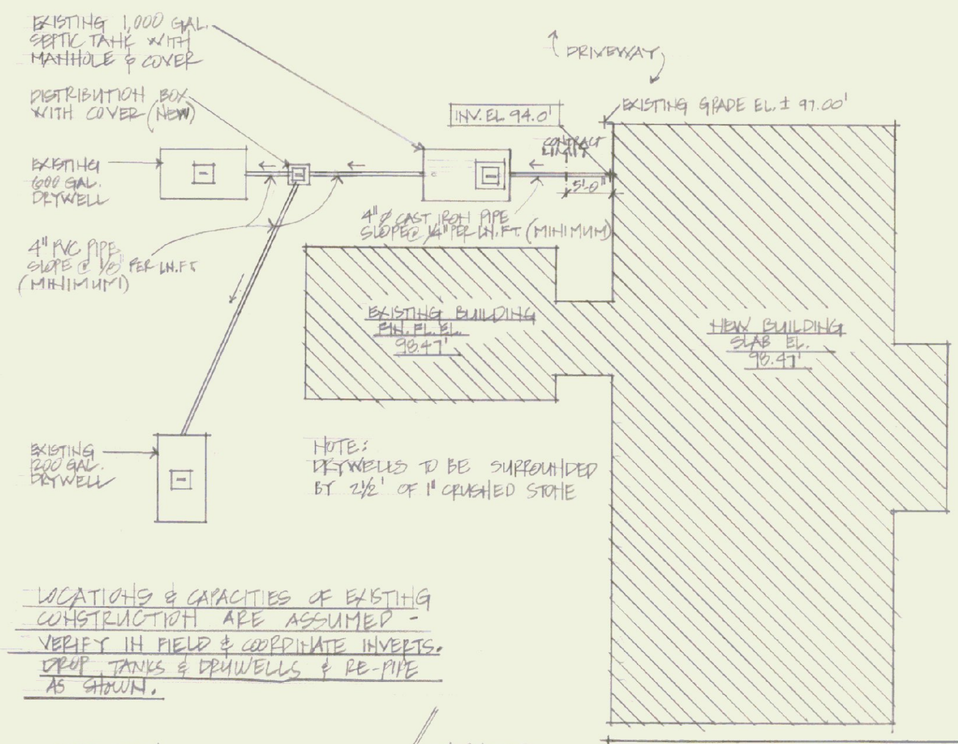

NOTE:
DRYWELLS TO BE SURROUNDED BY 2½' OF 1" CRUSHED STONE

LOCATIONS & CAPACITIES OF EXISTING CONSTRUCTION ARE ASSUMED - VERIFY IN FIELD & COORDINATE INVERTS, DROP TANKS & DRYWELLS & RE-PIPE AS SHOWN.

SITE PLAN
SCALE 1" = 10'-0"

ASSUMED NORTH

ALTERATIONS TO EXISTING SEWAGE DISPOSAL SYSTEM
SPRINGFIELD STATE AIRPORT
D.S.B. 9/22/81

SHEET ONE OF ONE

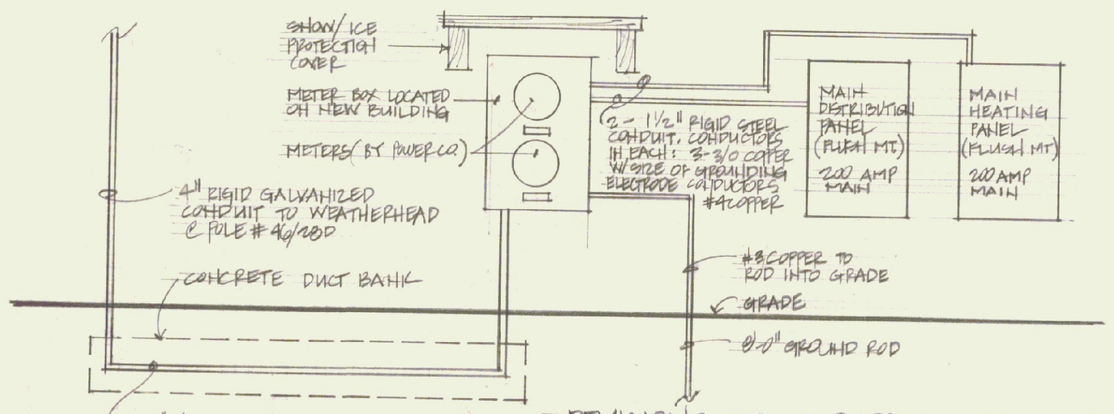

1 - 4"Ø CONDUIT - USE RIGID GALVANIZED STEEL ABOVE GRADE AT METERS AND FOR LONG SWEEP BENDS. CONDUCTORS IN CONDUIT: 5/500 CM COPPER

THIS SKETCH REVISES DRAWINGS AND SPECIFICATIONS ONLY TO THE EXTENT NOTED. SEE DWGS. DATED AUG. 28. 81 FOR OTHER WORK.

REVISIONS TO ELECTRICAL SERVICE

STATE OF VERMONT
DIVISION OF STATE BUILDINGS
AGENCY OF ADMINISTRATION
MONTPELIER, VERMONT

ELECTRICAL RISER DIAGRAM
SPRINGFIELD STATE AIRPORT
SPRINGFIELD VERMONT

DATE: 10/29/81	NO SCALE	REVISIONS:	DWG. NO. SK E.1/2
DRAWN BY: C.W.S.	APPROVED BY:		2 OF 2

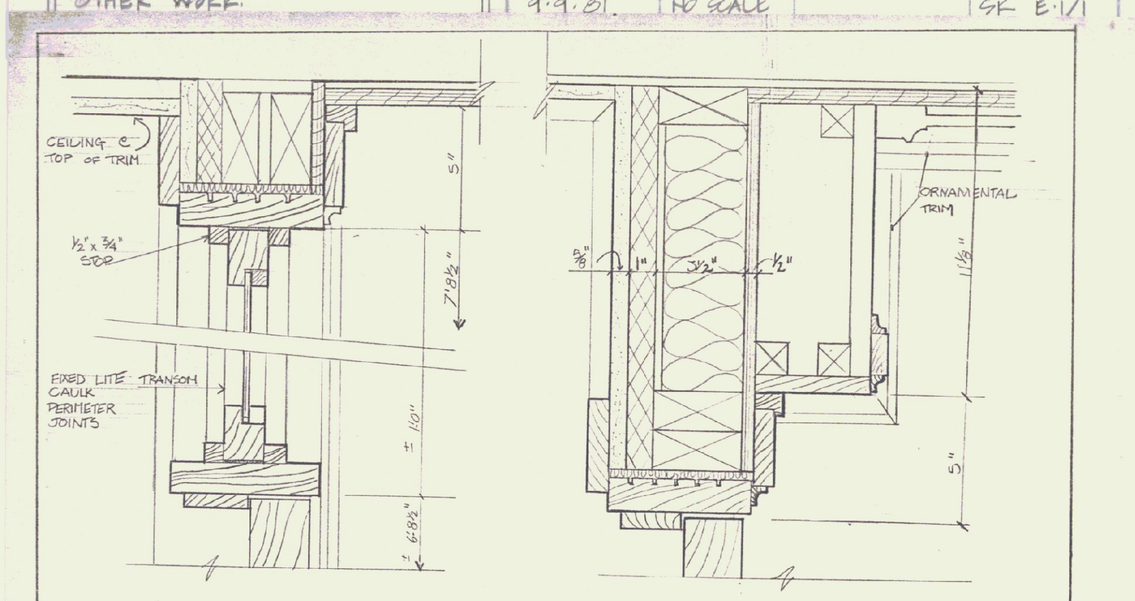

10/A3 REVISED TRANSOM & HEAD

11/A3 REVISED DOOR JAMB

SPRINGFIELD STATE AIRPORT TERMINAL
REVISIONS TO DETAILS - 10/A3 & 11/A3
SCALE 3" = 1'0"
LUMBERY 10/1/81