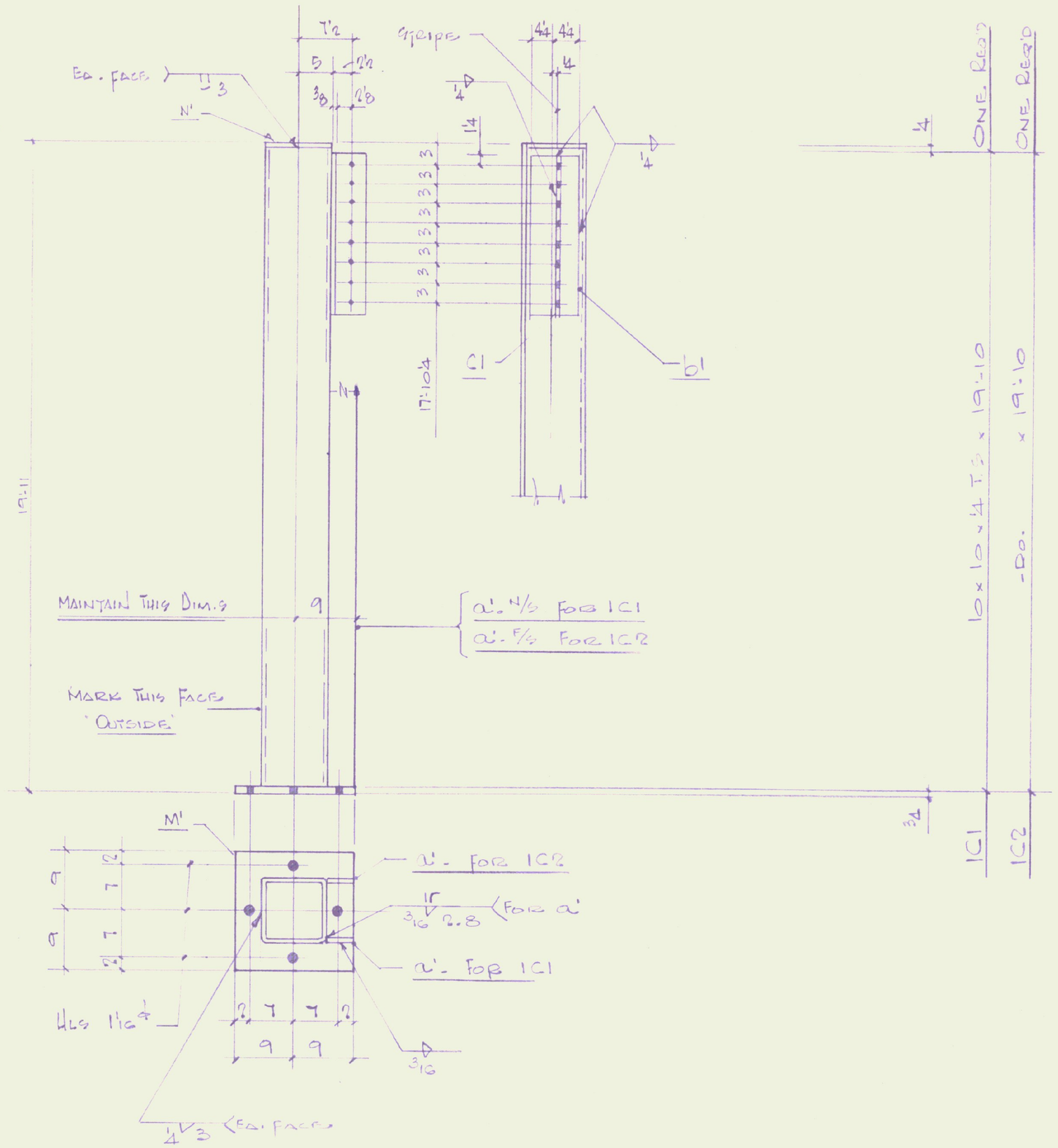





ASS'BLY MARK	NO.	SHAPE	SECTION	LENGTH FT.	LENGTH IN.	REMARKS
1C1	1	T.S.	10x10x¼	19	10	
1C2	1	T.S.	10x10x¼	19	10	
M'	2	PL	18x¾	1	6	
a'	2	PL	4x⅜	19	10½	
b'	2	PL	3½x⅜	1	11½	
c'	2	PL	3½x⅜	1	11½	
N'	2	PL	10x½	0	10	
1B3	1	W	27x84	57	4½	
g'	9	L	3x3x¼	2	1½	
d'	16	PL	7x5/16	0	7⅜	
1M4	6		UNITS			
1M5	6		UNITS			
g'	12	C	4x5.4	1	4½	
h'	12	C	4x5.4	1	2	
1M6	16	C	4x5.4	2	5	
k'	16	PL	3x⅜	0	4	
1M7	2	L	3½x3½x¼	19	11	

FIELD BOLTS

16 - ¾" A325 x 2¼
16 - -DO- x 1¾
22 - ⅝" Exp A449 x 4½
16 - -DO- x 6
8 - ¾" Exp A449 x 10

No. Prints	Issued to	For	Date	Revised
6	G.C.	APPL.	9-15-82	

This drawing is the property of Bennington Iron Works and may not be reproduced or copied in whole or in part without its permission.

Job Number 82-1646

BENNINGTON IRON WORKS, INC.
HARMON ROAD • P.O. BOX 798
BENNINGTON, VT. 05201
802-442-3145

Drawing No. 1 Made by T.F.
Date SEPT 14-82 Checked by J.R.S.
Bolts RED QUICK DRY Open Holes 13/16" W/NOTED
Shop Paint 2 MILS DRY Field Conns. ¾" A325
Job HANGER DOOR REPLACEMENT
Address BENNINGTON STATE AIRPORT

BRUNING 40-22 42682