





CLEARANCE
10'-0"

LEGAL LOAD
LIMIT
16,000
POUNDS


ONE LANE
BRIDGE


























CLEARANCE
10'-0"

LEGAL LOAD
LIMIT
16000
POUNDS

ONE LANE
BRIDGE







