



ONE LANE  
BRIDGE






LOAD  
LIMIT  
8  
TONS

CLEARANCE  
11-3































WEIGHT  
LIMIT  
8  
TONS

NET  
CLEARANCE  
11'-3"

8'-11"



PA 5-570

3864



LOAD  
LIMIT  
8  
TONS

CLEARANCE  
11-3

8'-11"



























































BOB  
+  
LINDA

BOB  
BOB  
BOB











COVERED BRIDGE  
RESTRICTIONS  
HEIGHT 8'-0"  
WEIGHT 16,000 LBS

ROAD NOT  
MAINTAINED  
IN WINTER  
MONTHS

