





















EP 1<sup>S</sup>







EPI  
S





ERIN



EPI'N  
EPMA



EPI  
EPI 1/2





















EPM







EP  
M.

W.B.







































































LEGAL LOAD  
LIMIT  
30,000  
POUNDS

08/26/2010 15:03



08/26/2010 15:03






08/26/2010 15:04



08/26/2010 15:04



08/26/2010 15:05

LEGAL LOAD  
LIMIT  
30,000  
POUNDS

STOP

08/26/2010 15:06



08/26/2010 15:08



08/26/2010 15:08



08/26/2010 15:09



08/26/2010 15:12



08/26/2010 15:12



08/26/2010 15:13



08/26/2010 15:14



08/26/2010 15:16



08/26/2010 15:21



08/26/2010 15:22