

**LEGAL LOAD
LIMIT
24,000
POUNDS**








ONE LANE
BRIDGE
AHEAD































SPEED
LIMIT
25

LEGAL LOAD
LIMIT
24,000
POUNDS

ONE LANE
BRIDGE
AHEAD

SPEED
LIMIT
25

LEGAL LOAD
LIMIT
24,000
POUNDS



























