

BRIDGE
NO. 9N
1-91









































8507
729
8/4 - 5/98 4:00 - 8/4
8" 8 1/2"
3 1/4"
0.2

















































































































3 1/2

25






































Bearing Housing
LBC

191

5-97





BE EASY































