ABM INFO		SHIP	BILL OF MATERIAL						JOB NO.	DRAWING NO.	REV.
										2	
PAGE	LINE	MARK	QTY	MARK	MATERIAL	LENGTH FT	LENGTH INCHES	REMARKS	WT	PROCUREMENT NOTES	
		2G2A	1		GIRDER				27863		
		2G3A	1		GIRDER				27863		
1	J		2	wa	PL $\frac{9}{16}$x56	72	$7\frac{13}{16}$	M270-50WT2 (H2-3)			
1	L		2	wb	PL $\frac{9}{16}$x56	52	$6\frac{1}{4}$	M270-50WT2 (H2-3)			
1	E		2	ta	PL $\frac{7}{8}$x16	71	6	M270-50WT2 (H2-3)			
1	G		2	tb	PL $\frac{7}{8}$x16	53	7	M270-50WT2 (H2-3)			
1	A		2	ba	PL $1\frac{1}{8}$x16	71	6	M270-50WT2 (H2-3)			
1	C		2	bb	PL $1\frac{1}{8}$x16	53	$5\frac{9}{16}$	M270-50WT2 (H2-3)			
2	B		8	x1a	PL $\frac{1}{2}$x$7\frac{1}{2}$	4	8	MIE			
2	C		20	x1c	PL $\frac{1}{2}$x$7\frac{1}{2}$	4	8				

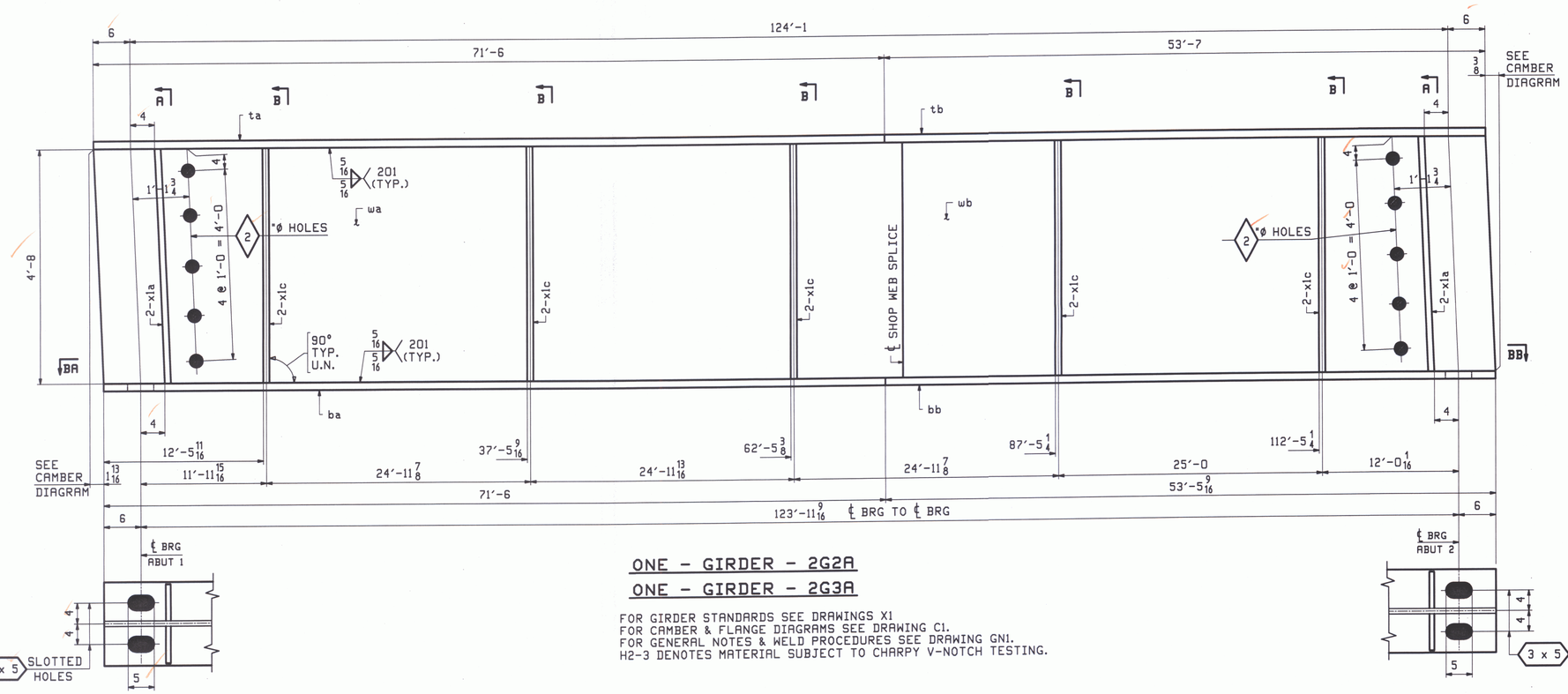

ONE - GIRDER - 2G2A
ONE - GIRDER - 2G3A

FOR GIRDER STANDARDS SEE DRAWINGS X1
FOR CAMBER & FLANGE DIAGRAMS SEE DRAWING C1.
FOR GENERAL NOTES & WELD PROCEDURES SEE DRAWING GN1.
H2-3 DENOTES MATERIAL SUBJECT TO CHARPY V-NOTCH TESTING.

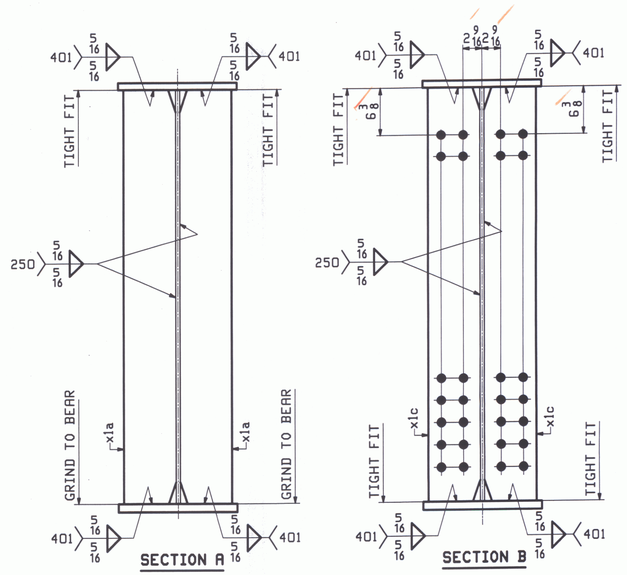

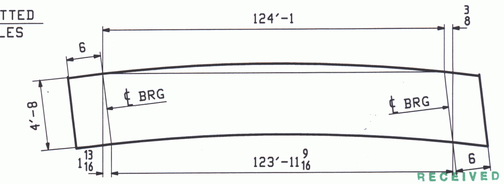

ORIENTATION DIAGRAM
FOR CAMBER SEE DWG C1

RECEIVED MAY 1 2009

CK'D BY CAM CK'D BY JAL
R'SUBMIT APPROVED
BY RRW DATE 5-12-09

REV.	DATE	REMARKS	DWN	CHK	APVL	SHOP
0					APR 22 2009	

MATERIAL:	SURFACE PREP. & PAINT:	HOLES:	SHOP BOLTS:
M270-50W	SEE GN1	$\frac{15}{16}$"ø	NONE

DESCRIPTION: GIRDER - 2G2A & 2G3A

CASCO BAY STEEL STRUCTURES, INC.
75 SPRING HILL ROAD SACO, MAINE 04072
PHONE (207) 282-7360 FAX. (207) 282-1179
TENSOR 2856

STRUCTURE:	TOWN HIGHWAY #2 OVER WILLOUGHBY RIVER BRIDGE NO. BR 8 TOWN OF BROWNINGTON COUNTY OF ORLEANS, VERMONT CONTRACTOR: AUSTIN CONSTRUCTION	DRAWN: LWD	DATE: 03/11
		CHK'D: PCP	DATE: 04/16
LOCATION:	Town of Brownington	JOB NO.	DWG NO.
PROJ NO.	BRO 1449 (28)	396	2
CUSTOMER:	VERMONT AOT		REV. △

PCP Tue, Apr 21, 2009 03:35:35 PM /users/jobs/2856/2 : Rev0