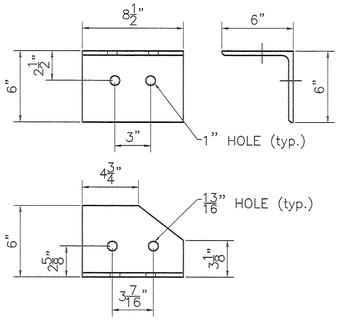

∠ 6x6x3/8"–"A1R"

1

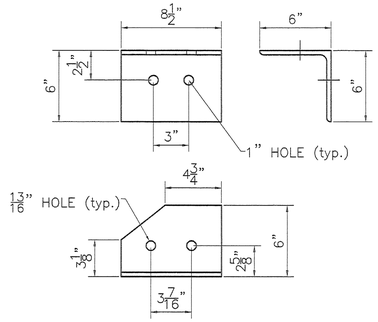

∠ 6x6x3/8"–"A1L"

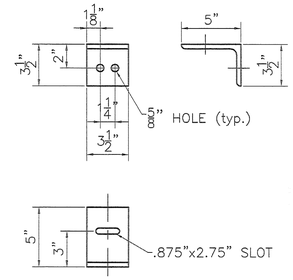

∠ 5x3 1/2"x3/8"–"A2X"

2

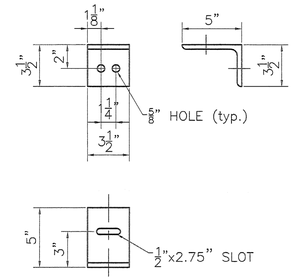

∠ 5x3 1/2"x3/8"–"A2"

2

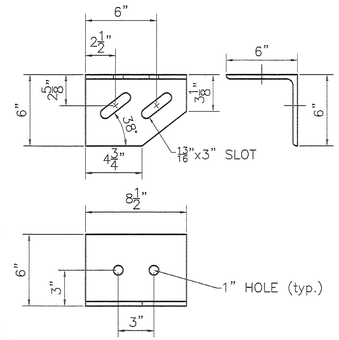

∠ 6x6x3/8"–"A3L"

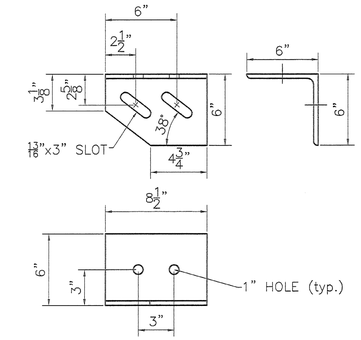

∠ 6x6x3/8"–"A3R"

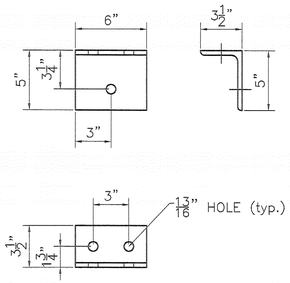

∠ 5x3 1/2"x3/8"–"A4"

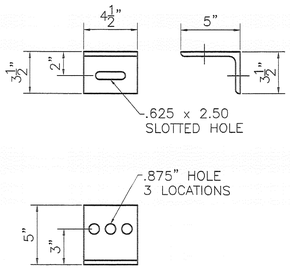

∠ 5x3 1/2"x3/8"–"D1"

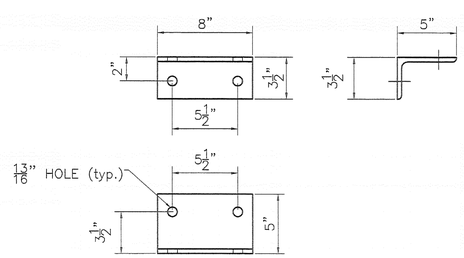

∠ 5x3 1/2"x3/8"–"A5"

2

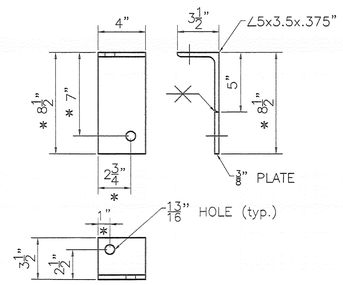

*DIMENSIONS WERE FIELED VERIFIED BY THE G.C., ON SEPT., 08

∠ 5x3 1/2"x3/8"–"A6"

2

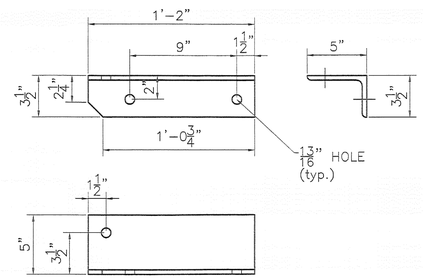

∠ 5x3 1/2"x3/8"–"A7"

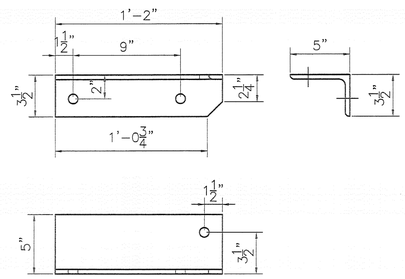

∠ 5x3 1/2"x3/8"–"A8"

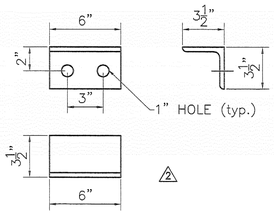

2

∠ 3 1/2"x3 1/2"x3/8"–"A9"

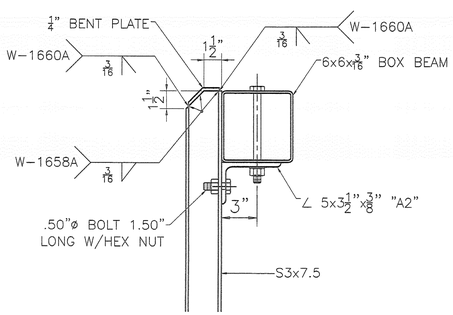

POST SECTION

1

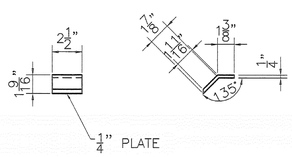

BENT CAP DETAIL

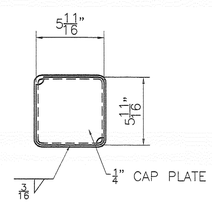

CAP PLATE

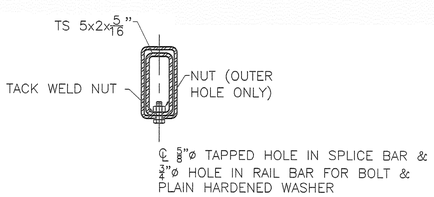

RAIL SPLICE SECTION

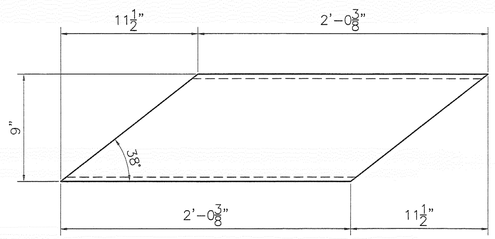

BENT PLATE

1

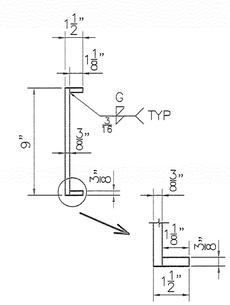

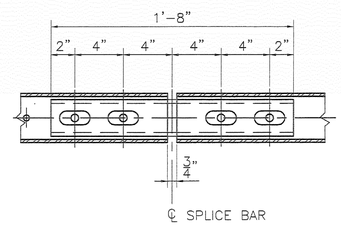

℄ SPLICE BAR

BRIDGE RAIL BAR SPLICE DETAIL

REVISIONS		
No.	Remarks	Date
0	Initial submittal	9-16-08
1	Per engineer's comments	10-6-08
2	As built changes	10-15-08

HIGHWAY SAFETY CORP.
GLASTONBURY, CT

RAILING REPLACEMENT
RICHFORD, VERMONT
PROJECT NO. BHF 0302 (3) S

GENERAL CONTRACTOR
SUB CONTRACTOR F.R. LAFAYETTE

DRAWN	MHM
CHECKED	P Radice
DATE	7/30/08
SCALE	N.T.S.
HSC REFERENCE NO.	1660
SIZE D	REVISION 2
SHEET NO.	4 of 4