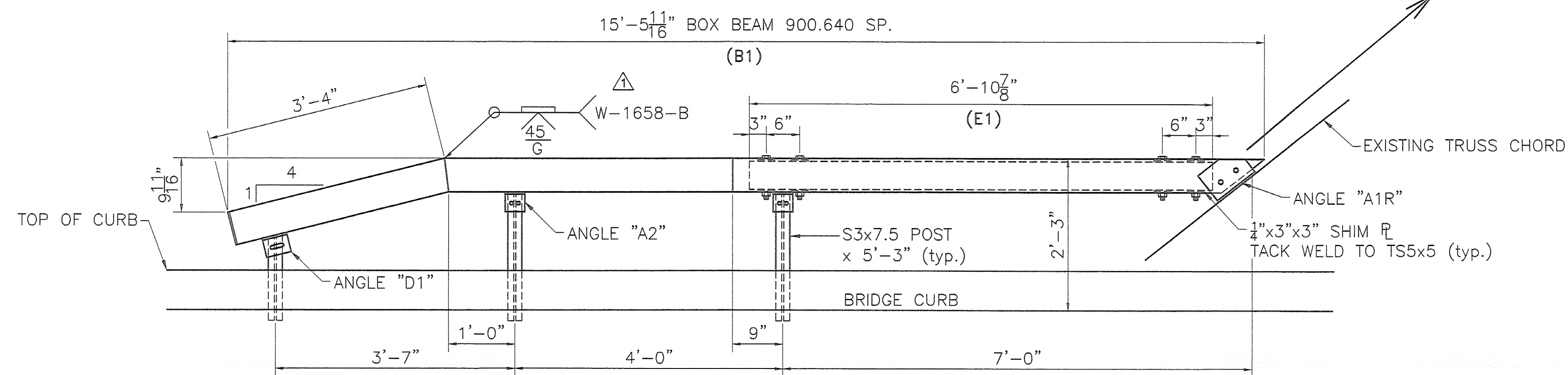



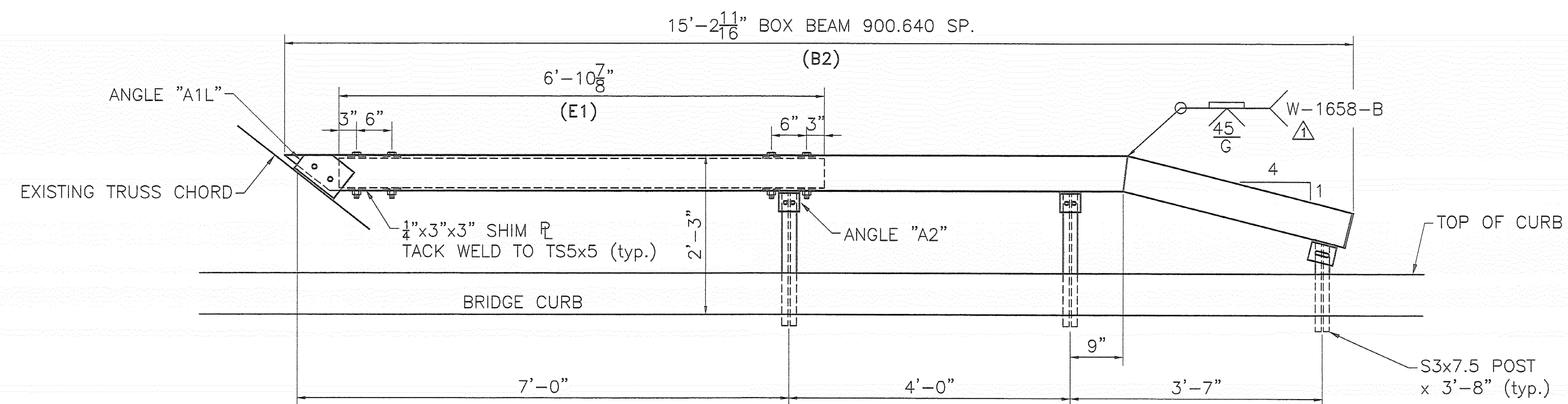
PLAN



NE CORNER



PLAN



NW CORNER

BILL OF MATERIAL					
Mk.	Qty.	Description	Size/Shape	Length/Qty. per unit	Material
	4	DRIVEN POST	S3x7.5	5'-3"	M270 Gr. 36
	2	DRIVEN POST	S3x7.5	3'-8"	M270 Gr. 36
A1R	1	CONNECTION ANGLE	L6x6x.375	8.5"	M270 Gr. 36
A1L	1	CONNECTION ANGLE	L6x6x.375	8.5"	M270 Gr. 36
A2	4	SHELF ANGLE	L5x3.5x.375	3.5"	M270 Gr. 36
D1	2	END ANGLE	L5x3.5x.375	4.5"	M270 Gr. 36
	2	WELDED END CAP	5.688x.25	5.688	M270 Gr. 36
	6	BENT CAP PLATE	.25"x2.5"	3"	M270 Gr. 36
B1	1	ANGLED BOX BEAM	TS 6x6x.187	15'-5.687"	A500 Gr. B
B2	1	ANGLED BOX BEAM	TS 6x6x.187	15'-2.687"	A500 Gr. B
E1	2	BOX BEAM	TS 5x5x.25	6'-10.875"	A500 Gr. B
	12	HEX BOLT W/HEX NUT & 2 WASHERS	.75" DIA.	7.5"	A325
	2	HEX BOLT W/HEX NUT & 2 WASHERS	.75" DIA.	8"	A307
	4	HEX BOLT W/HEX NUT & 2 WASHERS	.375" DIA.	7.5"	A307
	4	HEX BOLT W/HEX NUT & WASHER	.875" DIA.	3"	A325
	6	HEX BOLT W/HEX NUT	.50" DIA.	1.5"	A307
	16	SHIM PLATE	.25"x3"	3"	A36

REVISIONS		
No.	Remarks	Date
0	Initial submittal	9-16-08
1	Per engineer's comments	10-6-08
2	As built changes	10-15-08



HIGHWAY SAFETY CORP.
GLASTONBURY, CT

RAILING REPLACEMENT
ITEM 900.640 SPECIAL PROVISION
RICHFORD, VERMONT
PROJECT NO. BHF 0302 (3) S

1660

GENERAL CONTRACTOR: F.R. LAFAYETTE

DRAWN: MHM
CHECKED: P Radice
DATE: 7/30/08
SCALE: N.T.S.
HSC REFERENCE NO.:
SIZE: D
REVISION: A
SHEET NO.: 1 of 4