W24 X 131	
W	2'-0 1/2" X 5/8"
F	1'-0 7/8" X 15/16"

NOTES:

1. ALL HOLES ARE 15/16" DIA.
2. MATERIALS: M270Gr50W (UN)
3. FASTENERS: 7/8" A325 TYPE 3
4. PAINT: NONE.
5. DIMENSION ARE IN FEET & INCHES.
6. GENERAL NOTES: SEE DRAWING GN1
7. ENDS OF BEAMS SHALL BE CUT SQUARE AT ABUTMENTS.
8. ALL STIFFENERS ARE 90° TO BOTTOM FLANGE.

BILL OF MATERIAL

REV. NO:	SHIP MARK	PIECE MARK	QTY.	TYPE OF MATERIAL	SIZE OF MATERIAL	GRADE	LENGTH	FINISH	NOTES	WEIGHT
	1S1A	ST1	1	W	W24 X 131	M270GR50W TZ	43'-8 3/4"		CVN	5729#
	1S1A	CP1	2	PLATE	PL 1/2" X 5"	M270GR50W	1'-10 5/8"			32#
	1S1A	DB1	1	PLATE	PL 1/4" X 3"	M270GR50W	0'-9 3/16"			2#
	1S1A	SP1	2	PLATE	PL 3/4" X 12"	M270GR50W T2	3'-2"		CVN	194#
	1S1A	SP2	4	PLATE	PL 3/4" X 5"	M270GR50W T2	3'-2"		CVN	162#
	1S1A	SP3	2	PLATE	PL 3/8" X 19"	M270GR50W T2	1'-8"		CVN	81#

6200

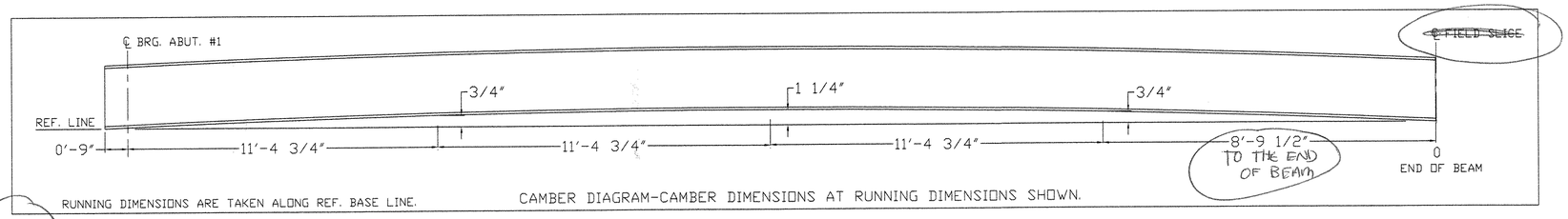

RUNNING DIMENSIONS ARE TAKEN ALONG REF. BASE LINE.

CAMBER DIAGRAM-CAMBER DIMENSIONS AT RUNNING DIMENSIONS SHOWN.

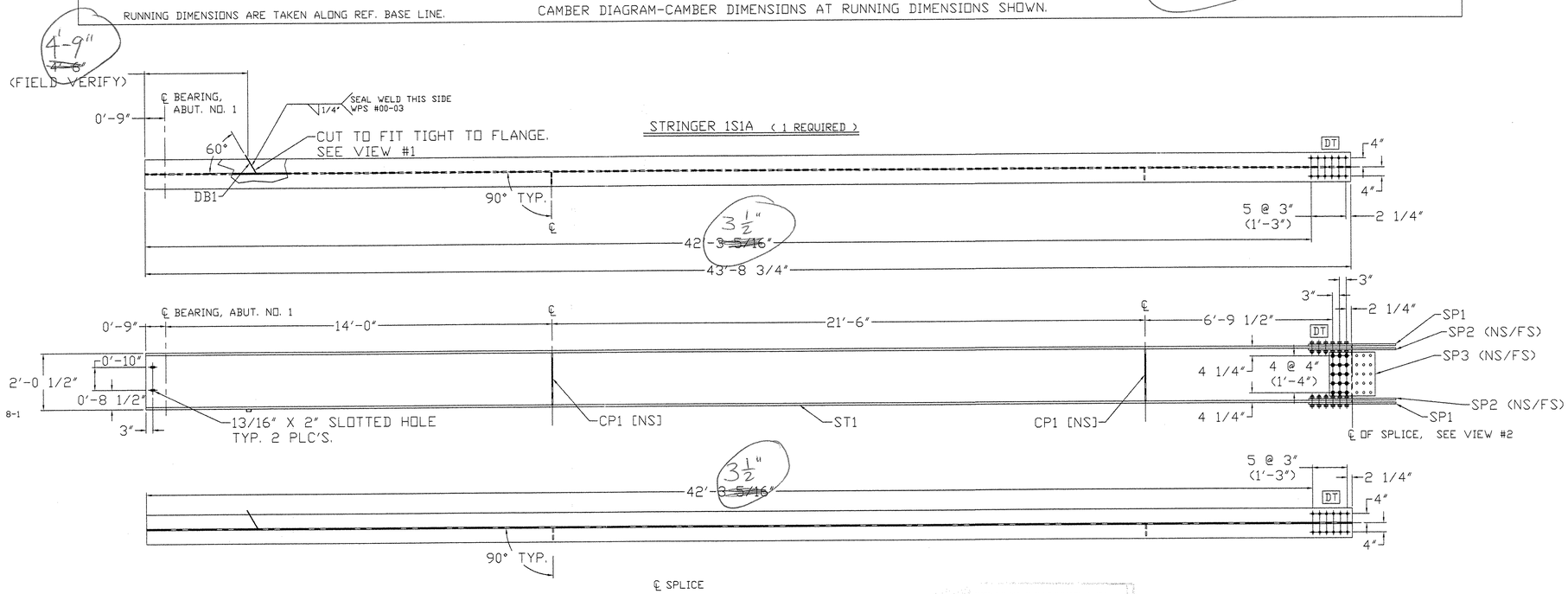

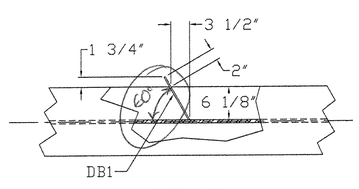

VIEW #1

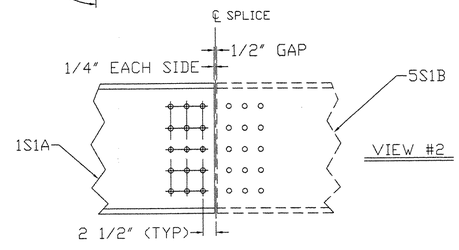

VIEW #2

CORRECTED
REVISE AND RESUBMIT
REJECTED, UNACCEPTABLE
Review is only for conformance with the design concept of the project and compliance with the information given in the Contract Documents. The Engineer assumes no liability for errors or omissions that may be contained herein. The Contractor, by reviewing and submitting these documents, verifies that dimensions as shown on the Contractor's Shop Drawing Stamp.
Check and Verify
7/22/04 BOA

EASTERN BRIDGE LLC
RURAL RTE 2, BOX 302
CLAREMONT, NH 03743
603-542-5202
FABRICATOR

REVISIONS		
NO.	DATE	DESCRIPTION
	7/14/04	FOR APPROVAL

ITEM NO: 506.50

FRANK W. WHITCOMB CONSTRUCTION CORP.
CONTRACT : BHO 1442 (32) VT ADT

CHURCH STREET (TH 5) OVER WILLIAMS RIVER
BRIDGE NO. 11
CHESTER, VT

TITLE : STRINGER DETAIL 1S1A

DRAWN BY 4/23/04 DANA BACON	SHOP ORDER 5025	DWG. NO. 1
CKD BY JH 7/15/04	BLOCK NO.	SHEET NO. 1 OF 1

302955