

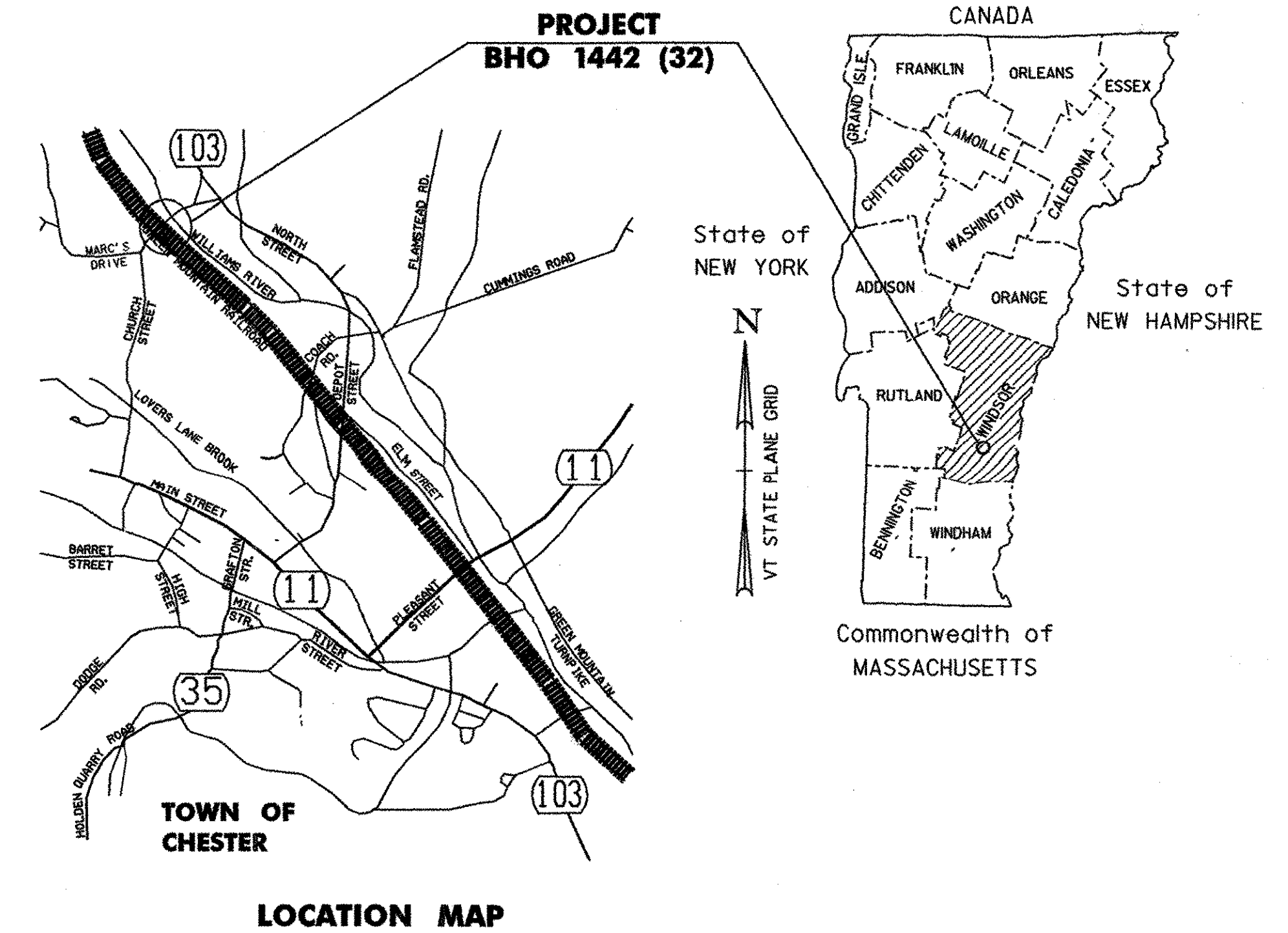
INDEX OF SHEETS

1. TITLE SHEET
2. PRELIMINARY INFORMATION SHEET
3. QUANTITY SHEET
4. TIE SHEET
5. PLAN SHEET
6. PROFILE
7. TRAFFIC CONTROL SHEET
8. PLAN AND ELEVATION
9. EROSION CONTROL SHEET
10. CONSTRUCTION NOTES AND DETAILS
11. DECK DETAILS
12. DECK REINFORCEMENT
13. CURTAIN WALL DETAILS
14. FRAMING PLAN & DETAILS
15. BEAM ELEVATION & DETAILS
16. BEARING DETAILS
17. ABUTMENT DETAILS
18. WINGWALLS DETAILS
19. PIER DETAILS
20. REINFORCING STEEL SCHEDULE
- 21-22. ROADWAY CROSS SECTIONS

STATE OF VERMONT AGENCY OF TRANSPORTATION



PROPOSED IMPROVEMENT BRIDGE PROJECT TOWN OF CHESTER COUNTY OF WINDSOR



CHURCH ST. (TH 5), BRIDGE NO 11

PROJECT LOCATION: BEGINNING AT A POINT ON CHURCH STREET (TH 5) APPROXIMATELY 0.15 MILES WEST OF THE JUNCTION OF VT 103 AND CHURCH STREET AND EXTENDING EASTERLY ALONG CHURCH STREET (TH 5) FOR 0.033 MILES.

PROJECT DESCRIPTION: REMOVAL OF EXISTING CONCRETE DECK, STEEL BEAMS AND BEARINGS; CONSTRUCTION OF NEW STEEL BEAM AND CAST-IN-PLACE CONCRETE DECK SUPERSTRUCTURE ON EXISTING SUBSTRUCTURES; AND RELATED APPROACH WORK.

LENGTH OF STRUCTURE : 116 FEET = 0.022 MILES
LENGTH OF ROADWAY : 60 FEET = 0.011 MILES
LENGTH OF PROJECT : 176 FEET = 0.033 MILES

STANDARDS

B-5	SLOPE GRADING, EMBANKMENTS (EARTH & ROCK), MUCK EXCAVATION	06-01-94
E-100	CONSTRUCTION APPROACH SIGNS	01-02-04
E-101	CONSTRUCTION SIGN DETAILS	05-30-03
E-102	CONSTRUCTION SIGN DETAILS	05-30-03
E-102A	CONSTRUCTION SIGN DETAILS	08-08-95
E-103	MAINLINE TRAFFIC CONTROL DIVIDED HIGHWAY, ONE LANE CLOSED	09-23-98
E-106	TRAFFIC CONTROL - MISCELLANEOUS DETAILS	08-08-95
E-107	DELINEATION, BARRICADES AND DETOURS FOR CONSTRUCTION AREAS	06-30-03
E-107A	BREAKAWAY BARRICADE DETAILS	08-08-95
E-108	CONSTRUCTION ZONE - LONGITUDINAL DROP OFFS	08-18-95
E-110	MAJOR MAINTENANCE OPERATION LANE CLOSURE	08-08-95
E-121	STANDARD SIGN PLACEMENT - CONVENTIONAL ROADS	08-08-95
E-160	FLANGED CHANNEL STEEL SIGN POST	05-20-99
G-1	STEEL BEAM GUARDRAIL W/ STEEL AND WOOD POSTS	01-03-00
G-1D	STEEL BEAM GUARDRAIL APPROACH END TERMINAL, HEAVY DUTY STEEL BEAM GUARDRAIL, STEEL BEAM GUARDRAIL TRAILING END TERMINAL, STEEL BEAM MEDIAN BARRIER, ANCHOR FOR STEEL BEAM RAIL	01-03-00
G-18	PRECAST CONCRETE TEMPORARY TRAFFIC BARRIER	06-01-94
SB-R6-82	BRIDGE RAILING HEAVY DUTY STEEL BEAM	01-06-95
SB-R7-90	BRIDGE RAILING HEAVY DUTY STEEL BEAM	01-11-95
T-1	TEMPORARY EROSION CONTROL DETAILS	06-01-94
T-2	TEMPORARY EROSION CONTROL DETAILS	06-01-94

RECORD PLANS

CONTRACTOR: FW WHITCOMB CONSTRUCTION CORP. - WALPOLE, NH

RESIDENT ENGINEER: WILL STODDARD

CONSTRUCTION BEGAN: MAY 26, 2004

CONSTRUCTION COMPLETE: NOVEMBER 19, 2004

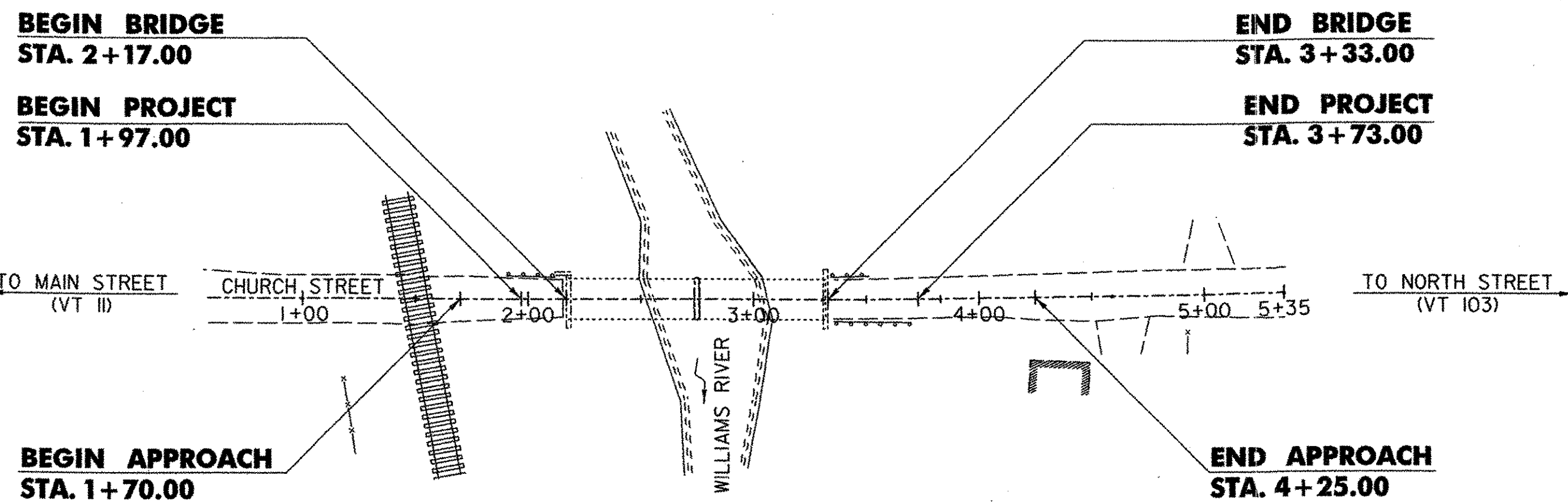
RECORD PLANS BY: WILL STODDARD & N. GARBACIK

I HEREBY CERTIFY THAT ALL THE CONSTRUCTION REQUIRED BY THIS SET OF DRAWINGS HAS BEEN ACCOMPLISHED AS INDICATED HEREIN.

BY *Will Stoddard* RESIDENT ENGINEER

DATE 10-30-06

NOTE: Any further information concerning final quantities, amounts or other details relative to this project may be found at Central Files in the electronic archives.



CONVENTIONAL SYMBOLS

COUNTY LINE	
TOWN LINE	
LIMITS OF ACCESS	
POINT OF ACCESS	
FENCE LINE	
STONE WALL	
TRAVELED WAY	
GUARD RAIL	
RAILROAD	
SURVEY LINE	
CULVERT	
POWER POLE	
TELEPHONE POLE	
TREES	
CONTROL OF ACCESS	
PROPERTY LINE	
R.O.W. TAKING LINE	
SLOPE RIGHTS	
TOP OF CUT	
TOE OF SLOPE	

SURVEYED BY : DUBOIS & KING

SURVEYED DATE : 12/99

DATUM


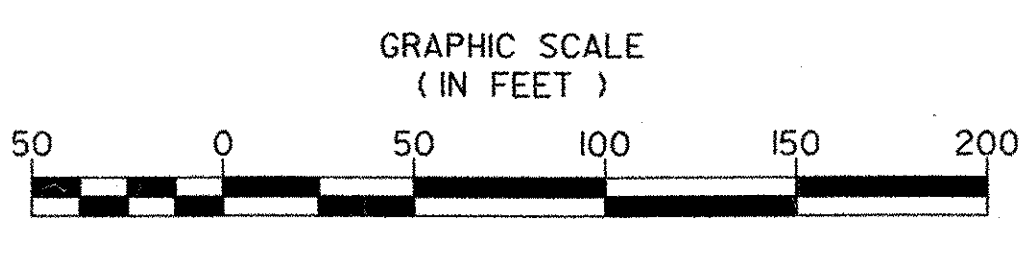
VERTICAL LOCAL

HORIZONTAL LOCAL

PLANS PREPARED BY:

DuBois & King

ENGINEERING PLANNING MANAGEMENT DEVELOPMENT



THESE PLANS ARE SUBJECT TO SUCH ENGINEERING CHANGES AS MAY BE REQUIRED BY THE FEDERAL HIGHWAY ADMINISTRATION OR THE DIRECTOR OF PROJECT DEVELOPMENT CONSTRUCTION IS TO BE CARRIED ON IN ACCORDANCE WITH THESE PLANS AND THE STANDARD SPECIFICATIONS FOR CONSTRUCTION DATED 2001, AS APPROVED BY THE FEDERAL HIGHWAY ADMINISTRATION ON JANUARY 4, 2001 FOR USE ON THIS PROJECT, INCLUDING ALL SUBSEQUENT REVISIONS AND SUCH REVISED SPECIFICATIONS AND SPECIAL PROVISIONS AS ARE INCORPORATED IN THESE PLANS.

APPROVED *Susan S. Spaulding* DATE 2-5-04
 SUSAN S. SPAULDING
 MUNICIPAL PROJECT MANAGER

APPROVED *[Signature]* DATE 2/19/04
 DIRECTOR OF PROGRAM DEVELOPMENT

PROJECT NAME :
CHESTER BHO 1442 (32)

D & K DWG NO. 11344 Sheet 1 of 22