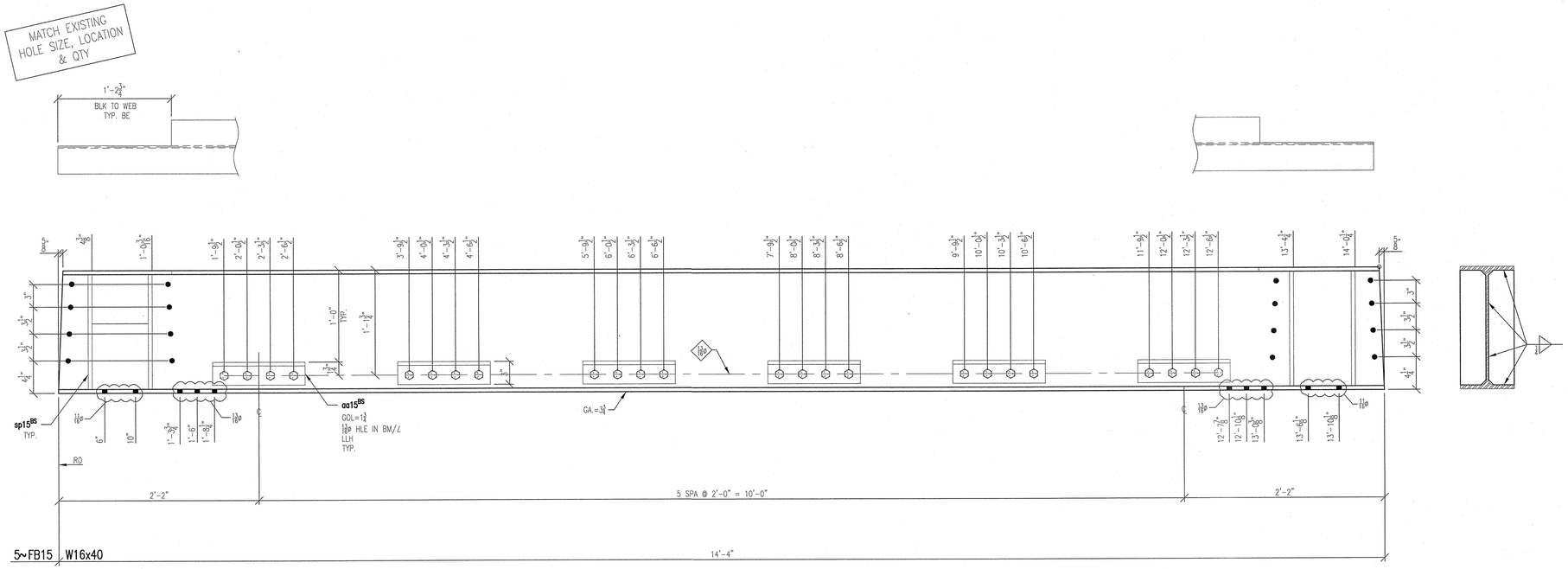

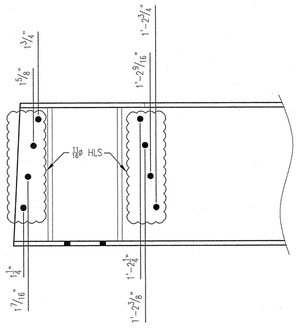

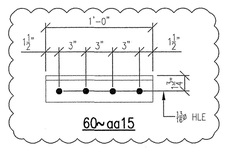

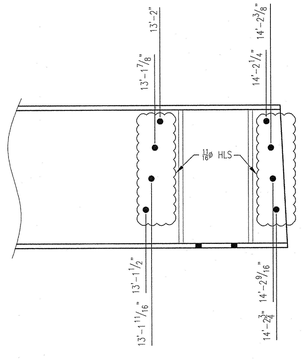

SHOP NOTE:
-EASE ALL SHARP EDGES OF ∠'S
-DRILL ALL HLS

BILL OF MATERIAL

QTY	MARK	MATERIAL	LENGTH FEET	LENGTH INCHES	REMARKS	WGHT
5	FB15	W16x40	14	4	A992 GR.50	2868
60	aa15	∠5x3x1/2	1	0		768
40	sp15	PL 1/2x3 3/8	1	3		280
120	XB15	3/4ø A325 H.H. BOLT	0	2 1/2	GALV	
					TOTAL WEIGHT:	3916

∠ - A529, A572, A992 GR.50
PL - A572, A992 GR.50

HOLES: AS NOTED
SURFACE PREP: SSPC-SP2
PAINT: N/A
ELECTRODES: N/A

GENERAL NOTES:

ALL DIMENSIONS FROM END OF MAIN MATERIAL UNLESS NOTED.

ALL VERTICAL SPACING OF HOLES TO BE 3" UNLESS NOTED.

ALL COPES TO HAVE 1/2" MINIMUM RADIUS.

CHARGES FOR CORRECTIVE WORK WILL NOT BE HONORED UNLESS PREVIOUS APPROVAL IS OBTAINED FROM JEFFORDS STEEL AND ENGINEERING COMPANY.

MEMBERS ARE TO BE ERECTED SO THAT MARKED END IS IN THE SAME LOCATION AS ON ERECTION DRAWING.

Vermont Agency of Transportation
RECEIVED
CK'D BY KMH OK'D BY JC
10:47 am, May 05, 2010
RESUBMIT ____ APPROVED X
BY KMH DATE 5-5-2010

THIS DOCUMENT MUST NOT BE COPIED OR MODIFIED WITHOUT PERMISSION OF JEFFORDS STEEL & ENGINEERING. VIOLATORS WILL BE PROSECUTED UNDER PENALTY OF LAW.

print record

2	SHOP	3-18
2	SHOP	3-25

job no. 4022-1000
date 3-17-10
drawn by ARH
checked by MCB

revisions

rev#	date	description
1	3-25	ADDED DIMS
2	4-27	FAB NEW ∠'S aa15

Jeffords
STEEL AND ENGINEERING COMPANY
P.O. BOX 40-4398 ROUTE #22
PLATTSBURGH, N.Y 12901
518-561-4061

customer
TUNBRIDGE BRIDGE
3 BEST AVENUS
MECHANICVILLE, NY 12118

project
ALPINE CONSTRUCTION
10 BROAD ST
SCHUYLERVILLE, NY 12871

sheet
15

Z:\Eng09\Proj. 09\Alpine Const\4022 Tunbridge\CAD Dwg\InHouse\-1000 MISC ANGLES 3-5-10.dwg, 4/28/2010 9:08:31 PM, Oce TDS400