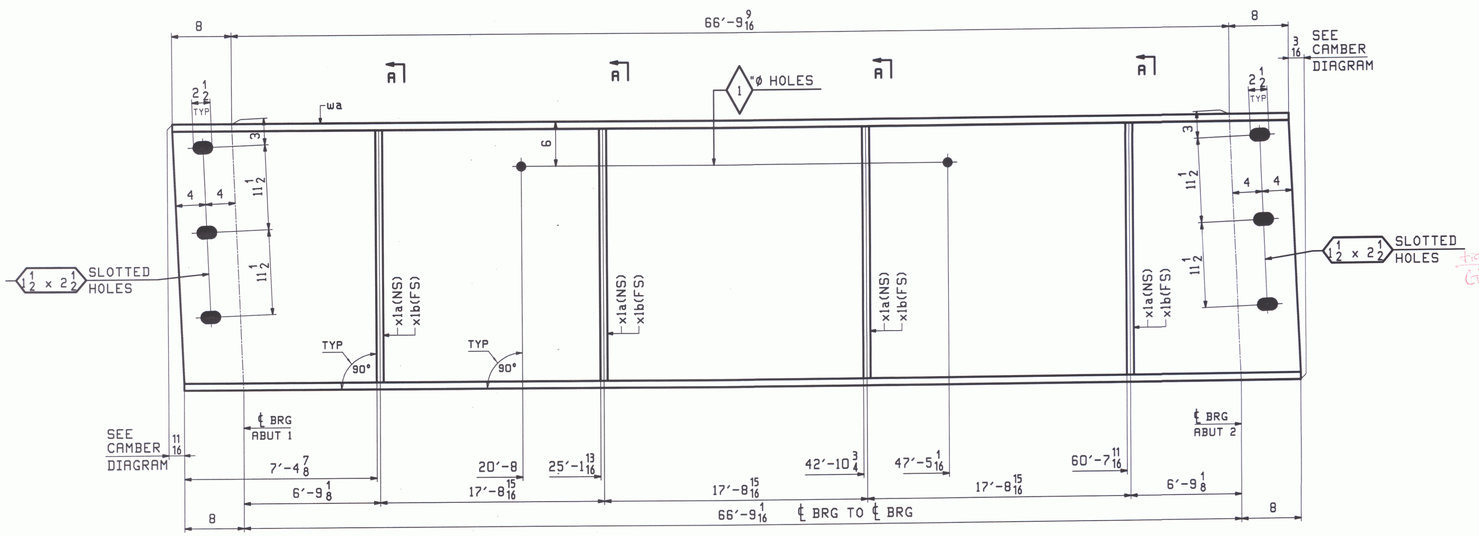

ONE - STRINGER - 2S3

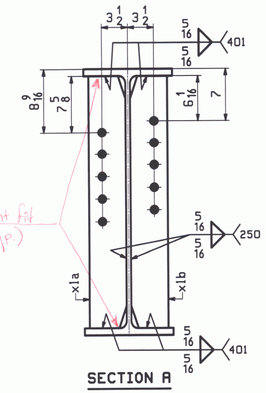

SECTION A

ABM INFO		SHIP		BILL OF MATERIAL				JOB NO. 424	DRAWING NO. 2	REV.
PAGE	LINE	MARK	QTY	MARK	MATERIAL	LENGTH FT	LENGTH INCHES	REMARKS	WT	PROCUREMENT NOTES
		2S3	1		STRINGER				10415	
1	B		1	wa	W 36x150	68	1 3/4	M270-50WT2 (H2-3)		
1	E		4	x1a	PL 1/2x5	2	10			
1	E		4	x1b	PL 1/2x5	2	10			
		2S4	1		STRINGER				10320	
1	B		1	wa	W 36x150	68	1 3/4	M270-50WT2 (H2-3)		
1	E		4	x1b	PL 1/2x5	2	10			
1	F		1	x1c	PL 1/4x3	0	8 11/16			

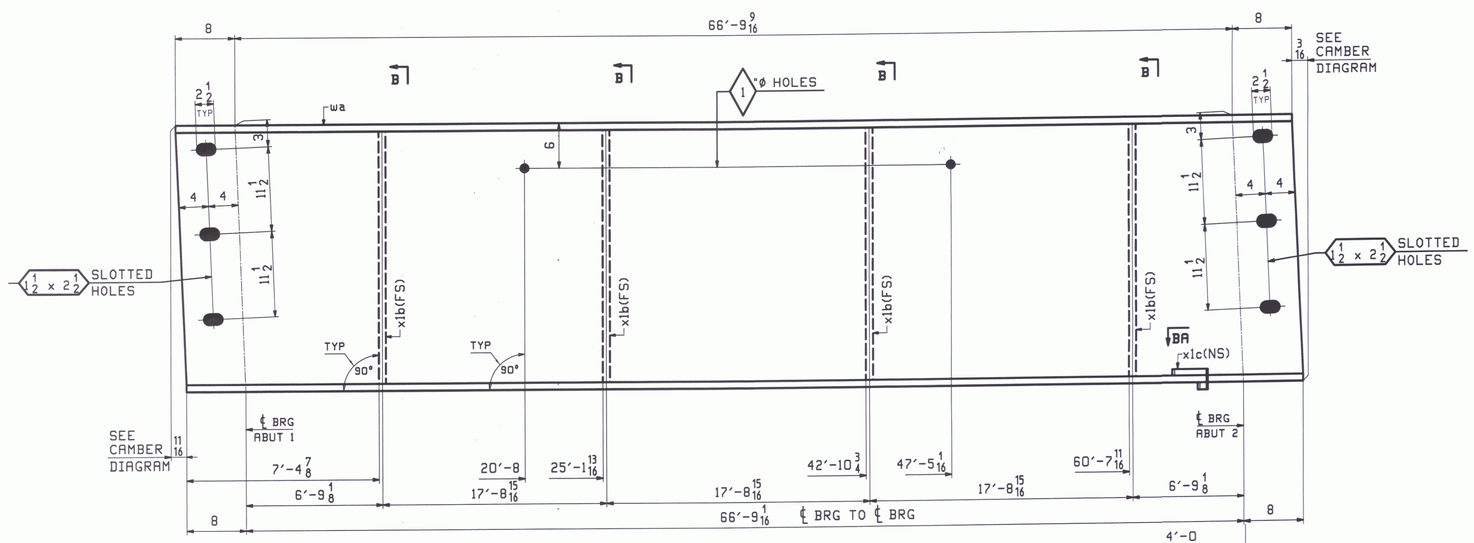

ONE - STRINGER - 2S4

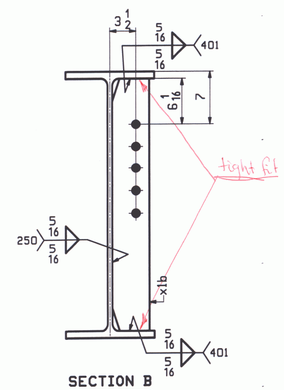

SECTION B

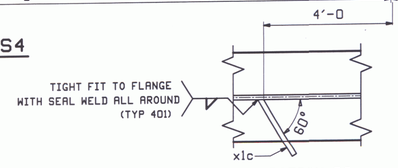

SECTION BA

NOTES:
FOR STRINGER STANDARD DETAILS SEE DRAWING X1.
FOR CAMBER DIAGRAMS SEE DRAWING C1.
FOR GENERAL NOTES SEE DRAWING GN1.
H2-3 DENOTES MATERIAL SUBJECT TO CHARPY V-NOTCH TESTING.

RECEIVED
OK'D BY _____ OK'D BY mrm
SEP 22 2009
APPROVED as Noted
BY DATE 10/13/09

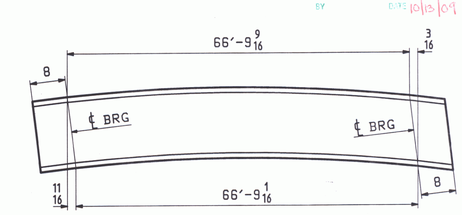

ORIENTATION DIAGRAM - 2S3 & 2S4
FOR CAMBER SEE DWG C1

REV.	DATE	REMARKS	DWN	CHK	APVL	SHOP
0					SEP 21 2009	

MATERIAL:	SURFACE PREP. & PAINT:	HOLES:	SHOP BOLTS:
M270M-50W (UN)	SEE DWG GN1	15/16"Ø	NONE

DESCRIPTION: STRINGERS - 2S3 & 2S4

CASCO BAY STEEL STRUCTURES, INC.
75 SPRING HILL ROAD SACO, MAINE 04072
PHONE (207) 282-7360 FAX. (207) 282-1179
TENSOR 2312

STRUCTURE:	DRAWN: JTB	DATE: 09/09
BRIDGE NO. 15 ON TOWN HIGHWAY NO. 3 (MINOR COLLECTOR) COUNTY OF RUTLAND	CHKD: JCF	DATE: 09/16
LOCATION: TOWN OF CLARENDON, VERMONT	JOB NO. 424	DWG NO. 2
PROJ NO. BHO 1443 (39)		REV. △
CUSTOMER: VERMONT A.O.T.		

JTB Fri Sep 18 12:48:13 EDT 2009 /usera/jobs/2312/2 : RevG