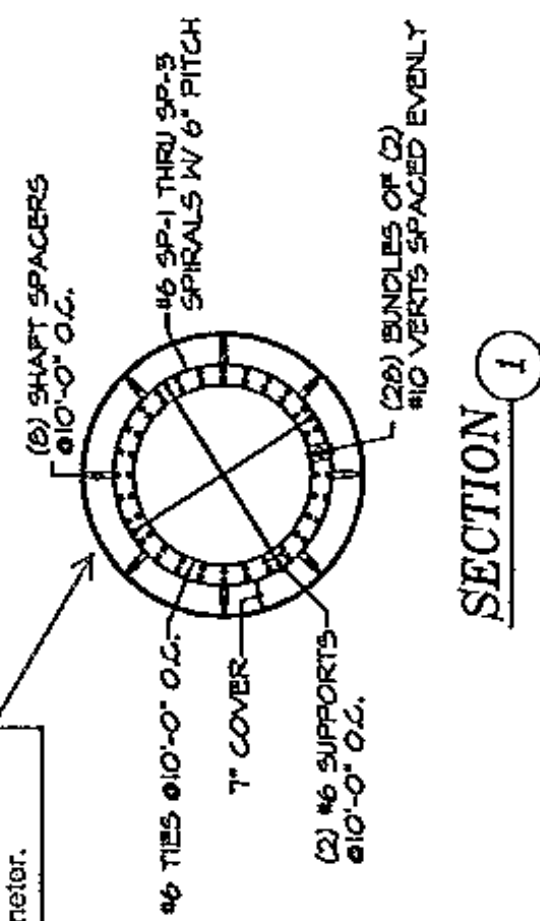


**SPIRAL SCHEDULE**  
1/2 EXTRA TURNS  
TOP & BOTTOM

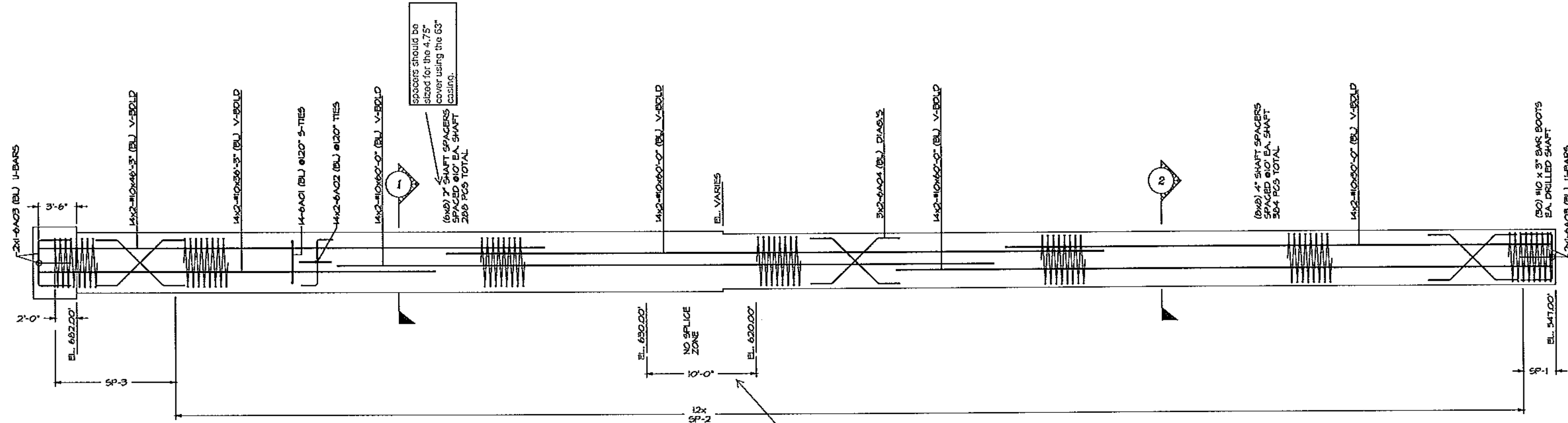
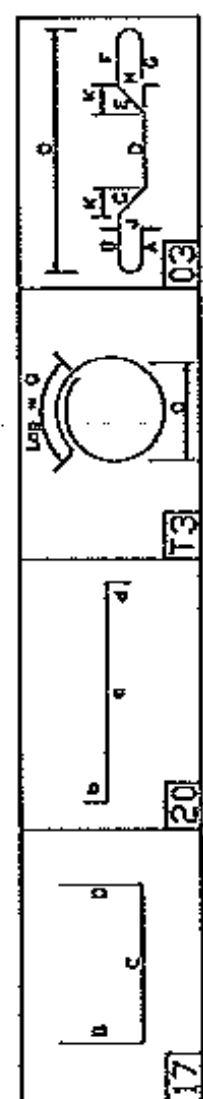
MARK	NO. REQD	SIZE	OUTSIDE DIAMETER	HEIGHT	PITCH	COATING
SP-1	6	#6	66"	3'-0"	8"	UNCOATED
SP-2	6	#6	66"	10'-0"	8"	UNCOATED
SP-3	6	#6	66"	11'-0"	8"	UNCOATED

This detail is for a 66" dia casing. The contractor will be using a 63" dia. casing with a 31.5" inside diameter.



Reinforce Code: DRILLED SHAFTS BENDING DETAILS.

By Mark	By Scale	W	X	Y	Z	V	U	T	S	R	Q	P	O	N	M	L	K	J	I	H	G	F	E	D	C	B	A																																																																																																																					
144	143	142	141	140	139	138	137	136	135	134	133	132	131	130	129	128	127	126	125	124	123	122	121	120	119	118	117	116	115	114	113	112	111	110	109	108	107	106	105	104	103	102	101	100	99	98	97	96	95	94	93	92	91	90	89	88	87	86	85	84	83	82	81	80	79	78	77	76	75	74	73	72	71	70	69	68	67	66	65	64	63	62	61	60	59	58	57	56	55	54	53	52	51	50	49	48	47	46	45	44	43	42	41	40	39	38	37	36	35	34	33	32	31	30	29	28	27	26	25	24	23	22	21	20	19	18	17	16	15	14	13	12	11	10	9	8	7	6	5	4	3	2	1	0



DRILLED SHAFTS @ PIERS  
(6) REQUIRED

**Vermont Agency of Transportation**  
**RECEIVED**  
CK'D BY David Peterson OK'D BY CWC  
9:02 am, Feb 23, 2012  
RESUBMIT \_\_\_\_\_ APPROVED AS NOTED  
BY C. CARLSON DATE 2/24/2012

REFERENCE DIA.

REINFORCING BARS	60	
ASTM A615 GRADE 60		
LAP ALL CONTINUOUS BARS		
#3 =	#6 =	#9 =
#4 =	#7 =	#10 =
#5 =	#8 =	#11 =

Legend:  
IF Inside Face V Vertical  
OF Outside Face H Horizontal  
NF Near Face EW Each Way  
FF Far Face B/Bot Bottom  
EF Each Face Top  
SB Support Bars

**NOTICE**

Shortages, improper fabrication or claims for any other reason must be reported to this company within a period of 15 days of delivery. This company reserves the right to field inspect prior to replacement or reconditioning of nonconforming material, and will not honor charges for work done in the field without specific authorization from this company.

REINFORCING STEEL PLACING DRAWINGS ONLY USE IN CONJUNCTION WITH CONTRACT DRAWINGS & SPECIFICATIONS. ELEVATIONS & DIMENSIONS SHOWN ON THIS DRAWING ARE FOR DETAILING PURPOSES ONLY AND SHOULD NOT BE USED FOR CONSTRUCTION UNLESS VERIFIED BY ENGINEER OR CONTRACTOR.

DATE	REV	DESCRIPTION	DATE	APPROVAL
			02/24/12	
<b>BARKER STEEL L.L.C.</b> a HarrisRebar Company				
<b>CANAAN</b>				
PROJECT	NEWPORT CITY BRO RAILROAD SQ.			
LOCATION	NEWPORT VT 05633			
ARCHITECT				
ENGINEER				
CUSTOMER	REED & REED INC.			
Drawn By	CPG	Date	02/15/12	Reviewed By
Job No	10046647			Job
Drawing no	R01			