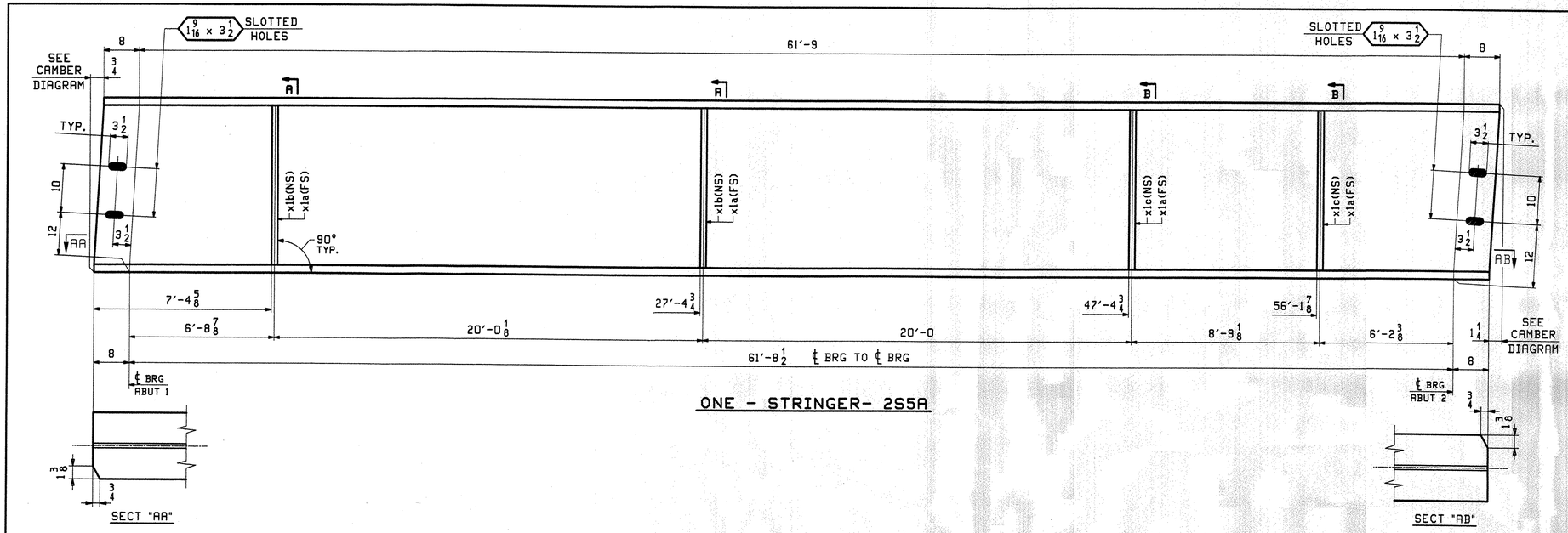

ONE - STRINGER- 2S5A

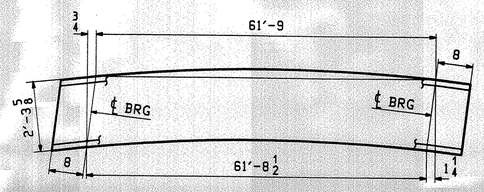

ORIENTATION DIAGRAM

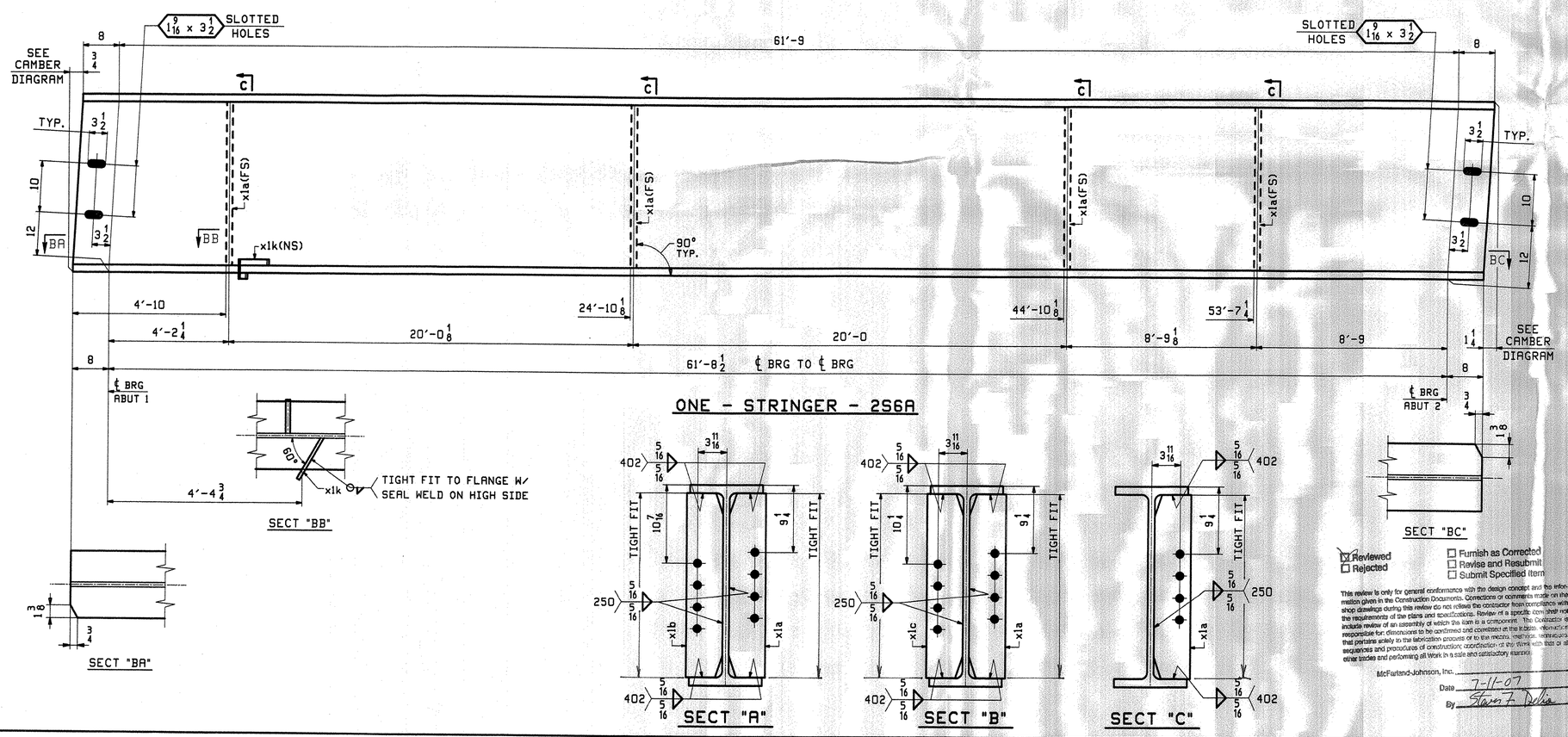

ONE - STRINGER - 2S6A

ABM INFO		SHIP	BILL OF MATERIAL					JOB NO.	DRAWING NO.	REV.
									3	
PAGE	LINE	MARK	QTY	MARK	MATERIAL	LENGTH FT	LENGTH INCHES	REMARKS	WT	PROCUREMENT NOTES
		3S5A	1		STRINGER				8290	
1	A		1	wa	W 27x129	63	1 3/4	(M270-50T2) (H2-3)		
2	B		4	x1a	PL 1/2x5	2	1 3/8			
2	B		2	x1b	PL 1/2x5	2	1 3/8			
2	B		2	x1c	PL 1/2x5	2	1 3/8			
		3S6A	1		STRINGER				8219	
1	A		1	wa	W 27x129	63	1 3/4	(M270-50T2) (H2-3)		
2	B		4	x1a	PL 1/2x5	2	1 3/8			
2	D		1	x1k	PL 1/4x3 1/8	0	7 7/16	(M270-36)		

RECEIVED
CK'D BY ____ CK'D BY ____
JUL 1 6 2007
RESUBMIT ____ APPROVED ____
BY ____ DATE ____

NOTES:

1. FOR GENERAL NOTES SEE DRG. GN1.
2. FOR STANDARD DETAILS SEE DRG. X1.
3. FOR CAMBER DIAGRAM SEE DRG. C1.
4. H2-3 DENOTES MATERIAL SUBJECT TO CHARPY V-NOTCH TESTING.
5. FOR WELD TERMINATION SEE DETAIL WS1 ON GN1.

OUT FOR APPROVAL	7-12-07									
OUT FOR APPROVAL										
ISSUED TO SHOP										
FIELD & OFFICE										
REV.	REMARKS	DATE	DWN	CHK	APP	Q.A.	NO.	DIA.	LGT	TYPE	WASHER

MATERIAL: M270 50 U.N.
ELECTRODES:
HOLES: 13/16ø U.N.
SHOP BOLTS: NONE
SURFACE PREP. & PAINT: SEE GN1

☒ Reviewed ☐ Furnish as Corrected
☐ Rejected ☐ Revise and Resubmit ☐ Submit Specified Item

This review is only for general conformance with the design concept and the information given in the Contract Documents. Corrections or comments made on the shop drawings during this review do not relieve the contractor from compliance with the requirements of the plans and specifications. Review of a specific item shall not include review of an assembly of which the item is a component. The Contractor is responsible for: dimensions to be confirmed and correlated at the jobsite; information that pertains solely to the fabrication process or to the means, methods, techniques, sequences and procedures of construction; coordination of the Work with that of all other trades and performing all Work in a safe and satisfactory manner.

McFarland-Johnson, Inc. Date 7-11-07 By Steven F. Delisle

DESCRIPTION:	STRINGERS - 3S5A & 3S6A	DRAWN BY	DATE
JOB:	BROOK ROAD OVER FREEMAN BROOK	EEO	06/11/07
	BIRDGE NO. 7	CHKD BY	
TENSOR 2721	WARREN, VT. (COUNTY OF WASHINGTON)	ELC	06/12/07
		APPROV BY	
PROJ NO. BHF 0188(7)		SUPERVISOR	W. J. GATTI
		Q.A.	
CUSTOMER: BLOW & COTE			

CASCO BAY STEEL STRUCTURES, INC.
75 SPRING HILL ROAD SACO, MAINE 04072
PHONE (207) 282-7360 FAX. (207) 282-1179

JOB NO.	DRG. NO.
324	3
05455	REV. △

ELC Wed, Jun 13, 2007 03:07:04 PM /users/jobs/2721/3.1.Rev0