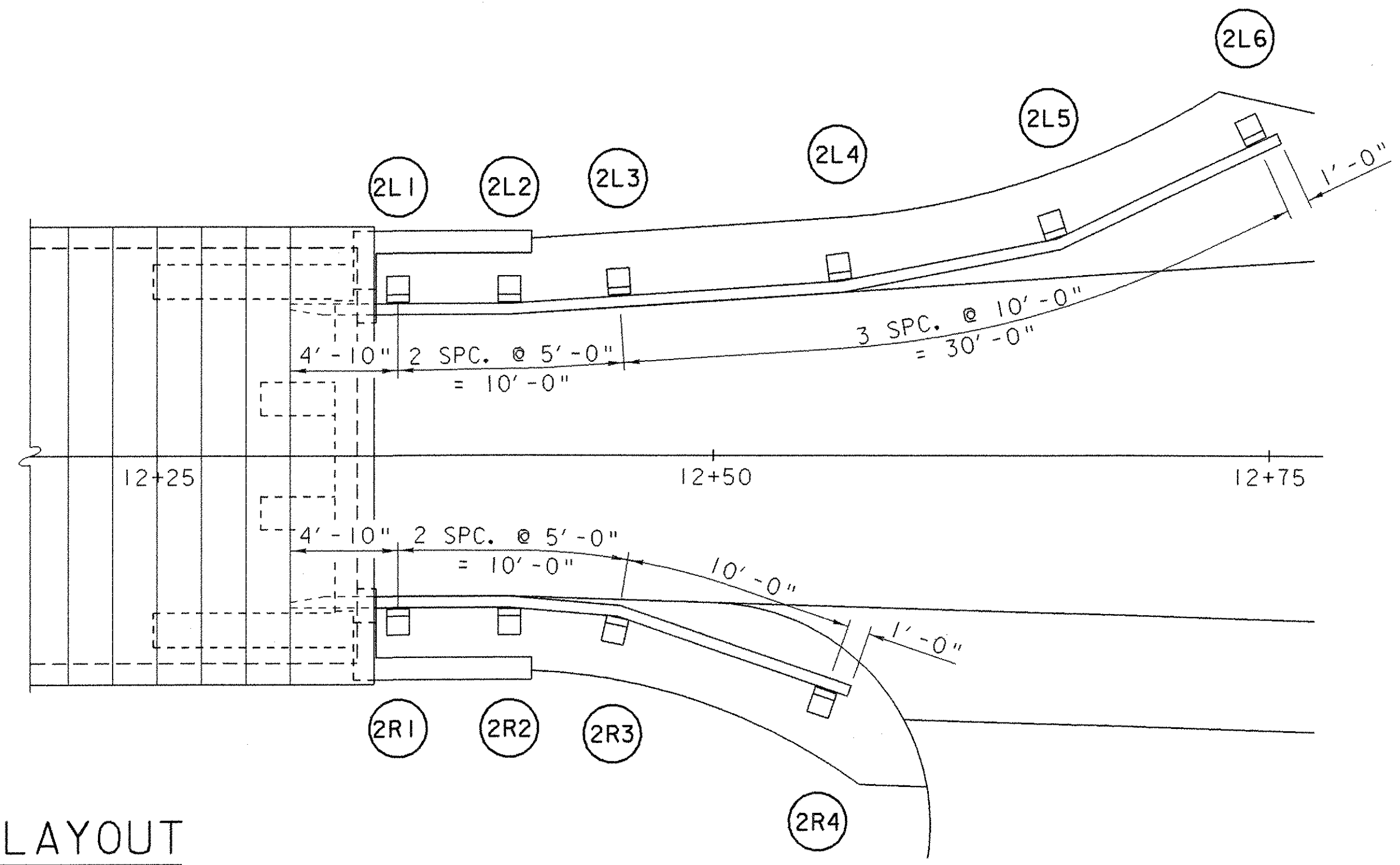
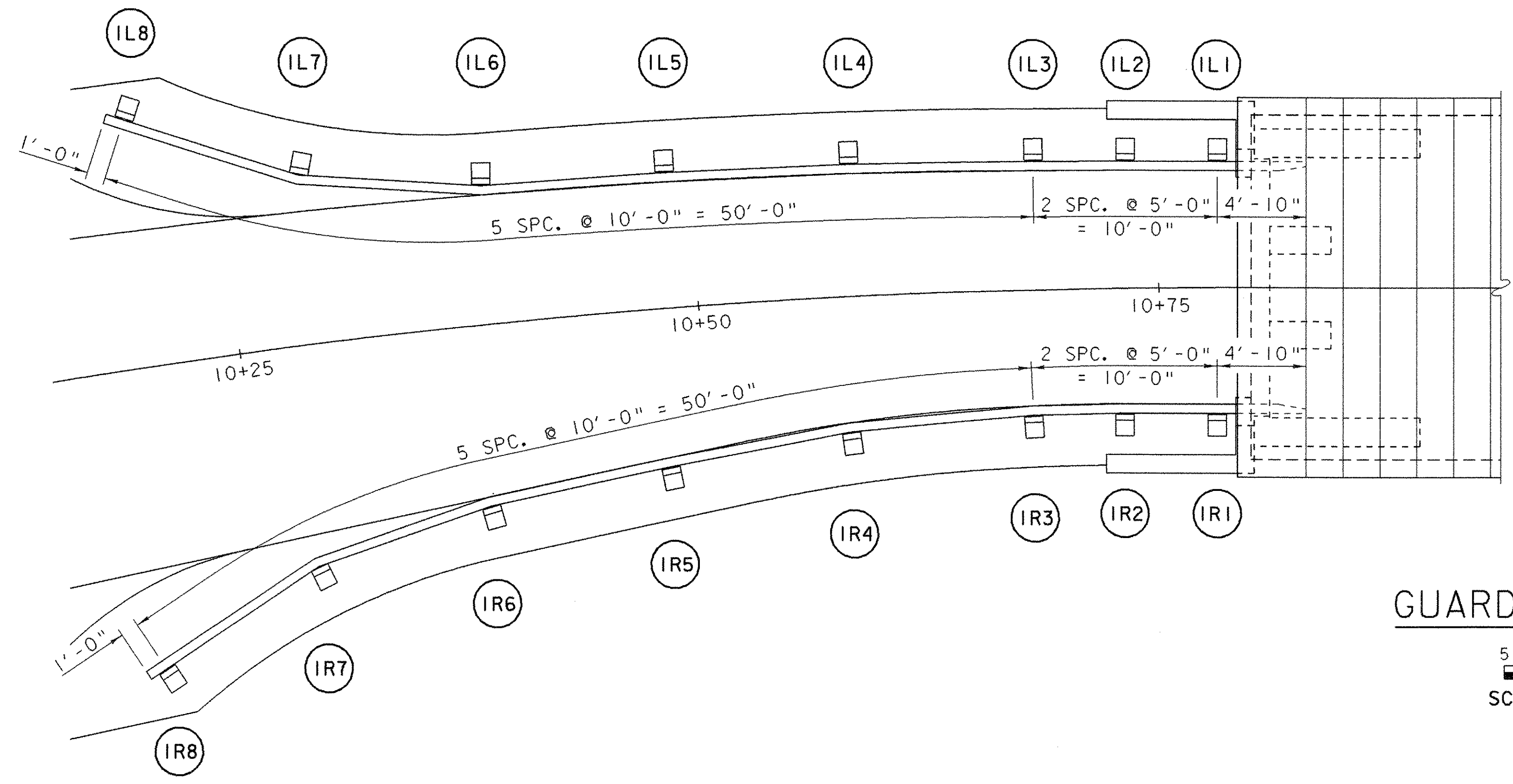
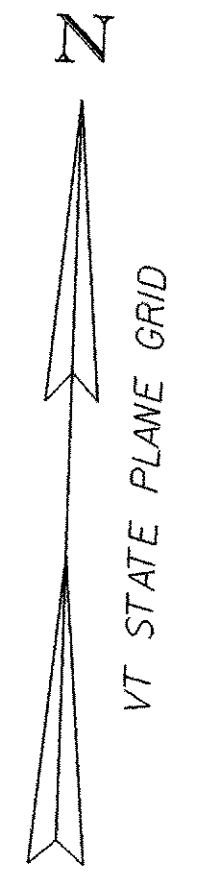


NORTHWEST GUARDRAIL

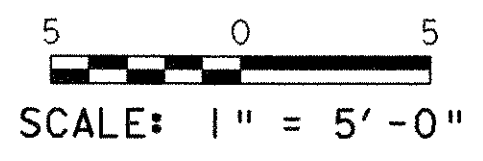
POST NO.	STATION	OFFSET	POST LENGTH
1L8	10+20.96	14.22' LT.	8.00'
1L7	10+29.58	10.00' LT.	8.00'
1L6	10+38.98	8.36' LT.	8.00'
1L5	10+48.71	8.16' LT.	8.00'
1L4	10+58.54	7.97' LT.	8.00'
1L3	10+68.37	7.79' LT.	8.00'
1L2	10+73.30	7.70' LT.	6.75'
1L1	10+78.20	7.65' LT.	6.75'

NORTHEAST GUARDRAIL

POST NO.	STATION	OFFSET	POST LENGTH
2L1	12+35.83	7.65' LT.	6.75'
2L2	12+40.83	7.65' LT.	6.75'
2L3	12+45.73	7.98' LT.	8.00'
2L4	12+55.63	8.64' LT.	8.00'
2L5	12+65.21	10.50' LT.	8.00'
2L6	12+74.09	14.72' LT.	8.00'



GUARDRAIL LAYOUT



SOUTHWEST GUARDRAIL

POST NO.	STATION	OFFSET	POST LENGTH
1R8	10+18.81	17.04' RT.	8.00'
1R7	10+28.01	12.76' RT.	8.00'
1R6	10+37.81	10.61' RT.	8.00'
1R5	10+47.90	9.41' RT.	8.00'
1R4	10+57.96	8.16' RT.	8.00'
1R3	10+68.03	7.59' RT.	8.00'
1R2	10+73.03	7.59' RT.	6.75'
1R1	10+78.13	7.65' RT.	6.75'

SOUTHEAST GUARDRAIL

POST NO.	STATION	OFFSET	POST LENGTH
2R1	12+35.83	7.65' RT.	6.75'
2R2	12+40.83	7.65' RT.	6.75'
2R3	12+45.54	8.03' RT.	8.00'
2R4	12+54.83	11.27' RT.	8.00'

GUARDRAIL LAYOUT

NOTE:
INFORMATION GIVEN TO CENTER OF 10" X 12" POST.

PROJECT NAME: SALISBURY - CORNWALL	PLOT DATE: 02-APR-2007
PROJECT NUMBER: BHO 1445 (27)	DRAWN BY: G. ROY
FILE NAME: 96j268\structures\sj268gr1.i	CHECKED BY: C. CARLSON
PROJECT MANAGER: R. WHITCOMB	SHEET 43 OF 60
DESIGNED BY: G. ROY	