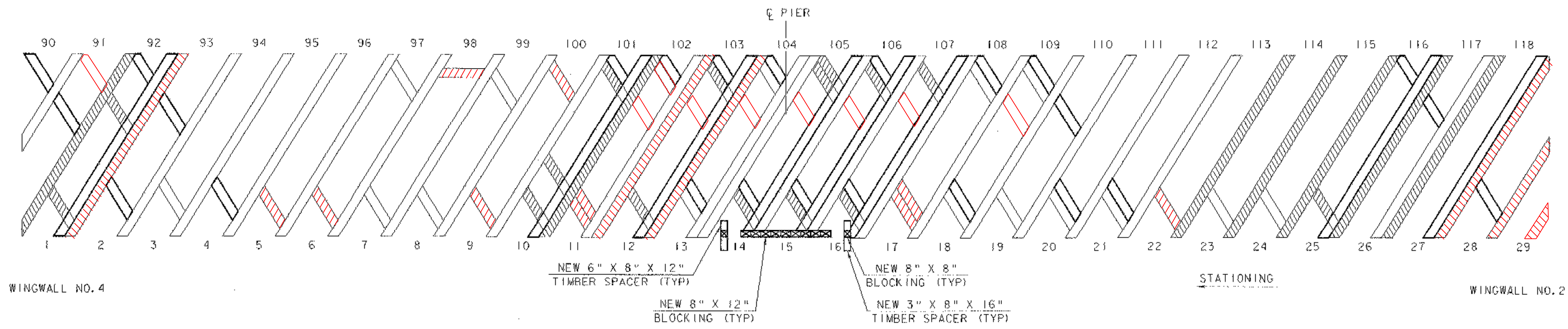
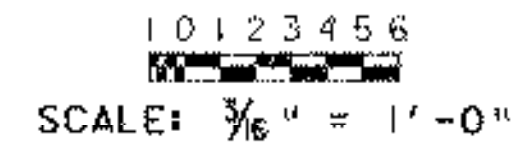


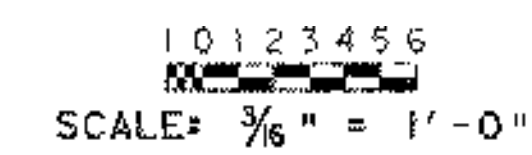
**DOWNSTREAM (LEFT) TRUSS ELEVATION**




(VIEWED FROM INSIDE)

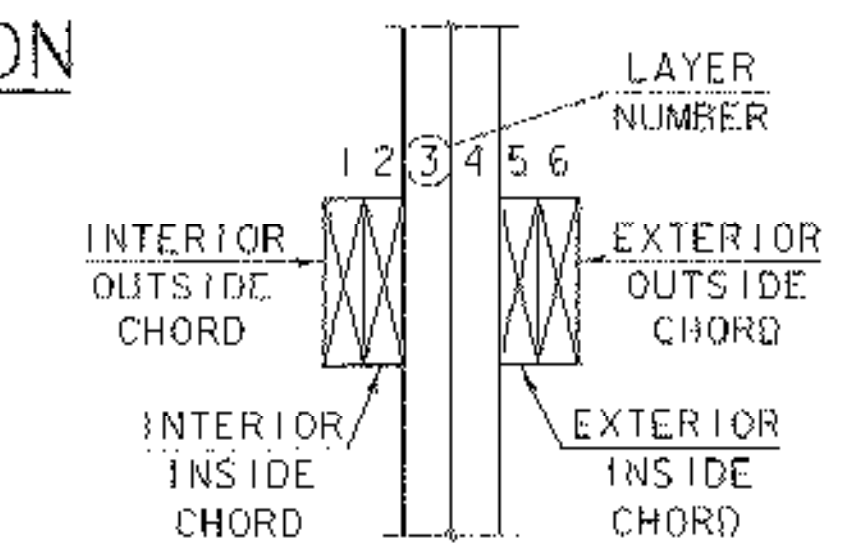


**UPSTREAM (RIGHT) TRUSS ELEVATION**

(VIEWED FROM INSIDE)



- LEGEND**
-  ADD SISTER MEMBER (NEW 3 X 11 LATTICE)
  -  REPLACE MEMBER (NEW 3 X 11 LATTICE)
  -  MEMBER NUMBERS WERE USED FOR ANALYSIS AND ARE SHOWN FOR IDENTIFICATION PURPOSES



**TRUSS LAYER LEGEND**

**TRUSS REPAIR - LAYER 3**

PROJECT NAME:	SALISBURY - CORNWALL	PLOT DATE:	02-APR-2007
PROJECT NUMBER:	BHO 1445 (27)	DRAWN BY:	G. ROY
FILE NAME:	96J268\Structures\sj268+13.1	CHECKED BY:	C. CARLSON
DESIGNED BY:	C. CARLSON	SHEET	30 OF 60