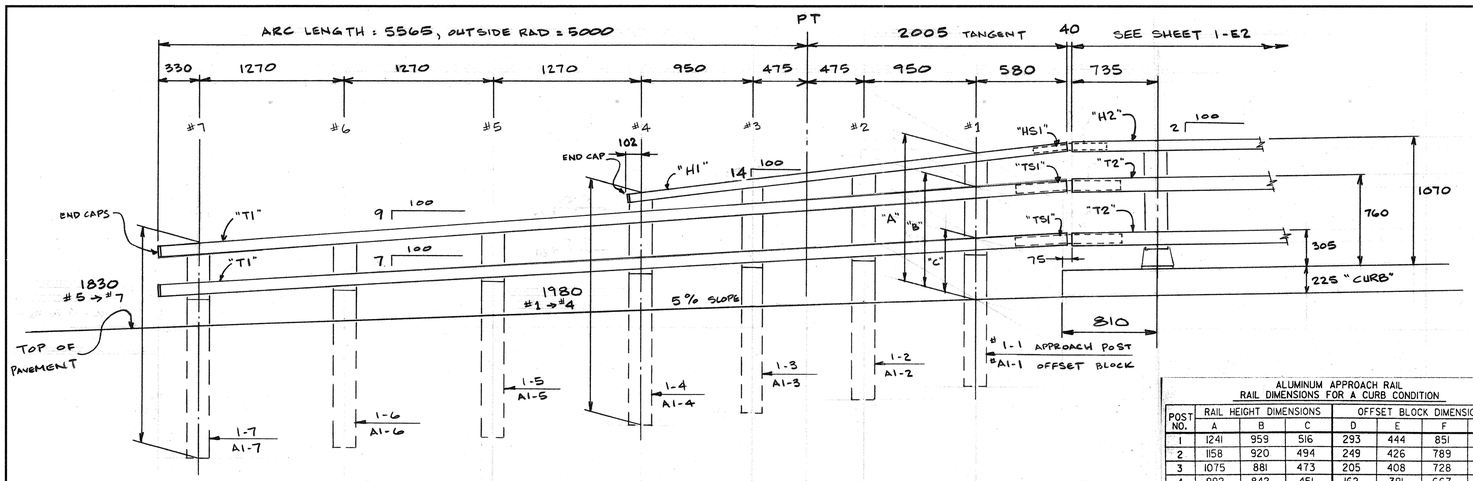

APPROACH RAIL ~ WING WALL #1

NOTE:
POST SPACINGS & RADII ARE GIVEN AT NOSE OF TRAFFIC RAIL.

ALUMINUM APPROACH RAIL
RAIL DIMENSIONS FOR A CURB CONDITION

POST NO.	RAIL HEIGHT DIMENSIONS			OFFSET BLOCK DIMENSIONS			
	A	B	C	D	E	F	G
1	1241	959	516	293	444	851	-
2	1158	920	494	249	426	789	-
3	1075	881	473	205	408	728	-
4	992	842	451	162	391	667	-
5	-	790	423	-	367	-	493
6	-	737	394	-	344	-	470
7	-	685	365	-	320	-	446

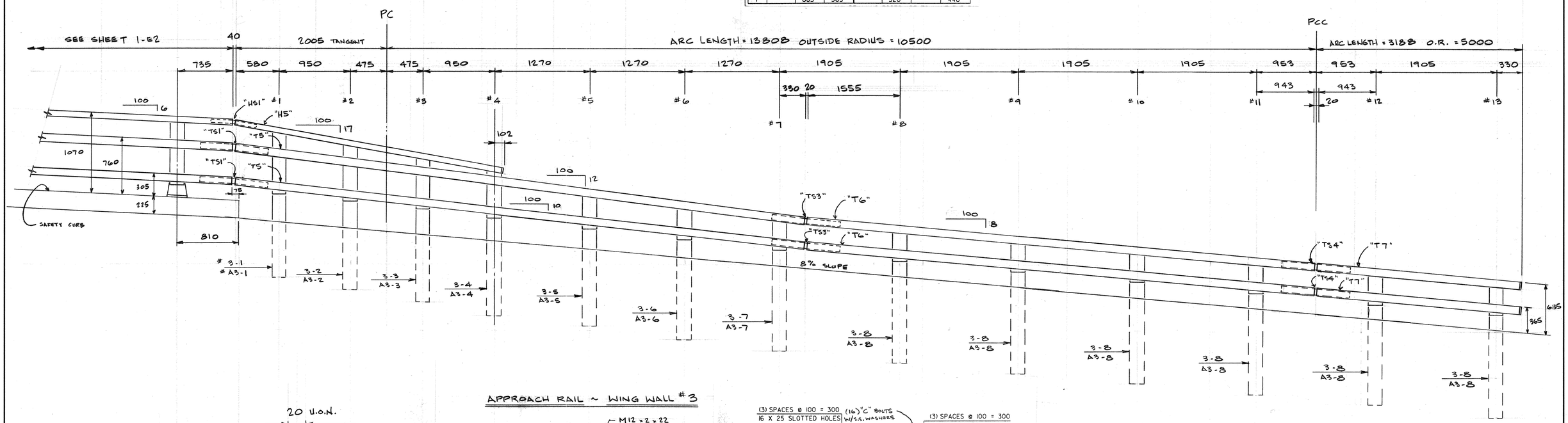

APPROACH RAIL ~ WING WALL #3

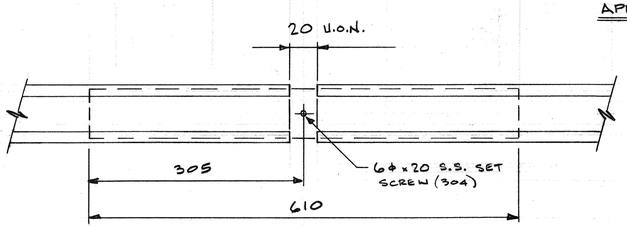

"HS2" HANDRAIL SPLICE (OUTBOARD VIEW)
SCALE: 3"=1'-0

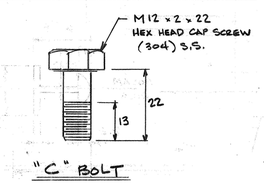

"C" BOLT



ELEVATION OF BARRIER RAIL (FROM BACK) AT ALL INTERMEDIATE RAIL SPLICES

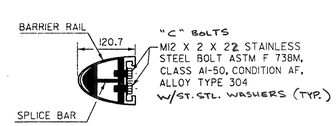

TYPICAL SECTION THROUGH BARRIER RAIL SPLICE

ALL DIMENSIONS ARE IN MILLIMETRES

STATE OF VERMONT
AGENCY OF TRANSPORTATION
RECIEVED 08/20/2009
CK BY THL OK BY WDL
ACTION APPROVED
BY CWC DATE 08/26/2009

ISSUE	DATE	DESCRIPTION	BY
1	3-13-09	FOR APPROVAL	JS

AUCIELLO IRON WORKS INC
560 MAIN ST. HUDSON, MA (978) 568-8382

VERMONT AGENCY OF TRANSPORTATION
TOWN OF LINCOLN
COUNTY OF ADDISON
ROUTE NO: T.H. 9 CL 3 BRIDGE NO. 48
PROJECT NO. BRO 1445 (25)

ALUMINUM APPROACH RAILING

SURFACE PREP: NONE
FINISH: ANODIZED BLACK SATIN FINISH

FOR: F.R. LAFAYETTE, INC.
DR: KAP 5/16/09
CHK:
DWG. NO. BR-2959
JOB NO. AB97048-1001
SHEET 1-E3 OF 4

EL MASTERCAD INC. 1306/18