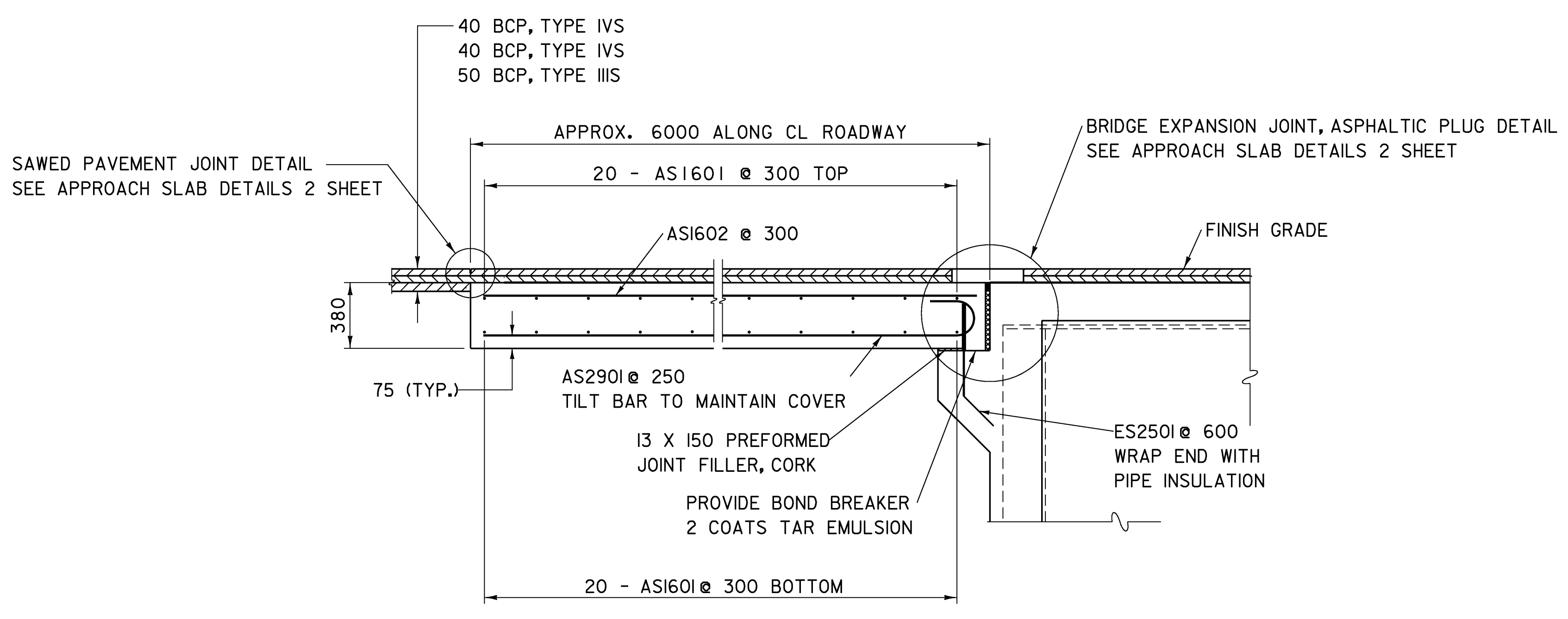
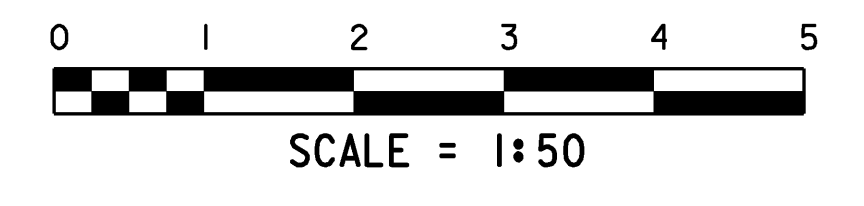
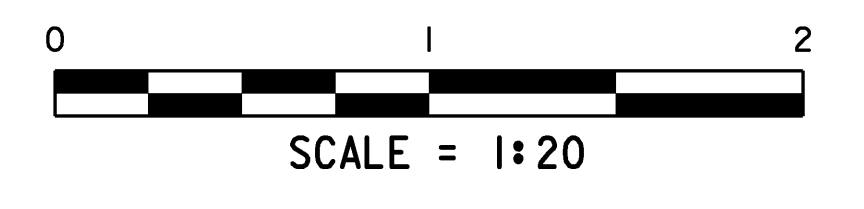


APPROACH SLAB REINFORCING PLAN



APPROACH SLAB DETAIL



NOTES:

1. ALL MATERIALS, LABOR, EQUIPMENT AND INCIDENTALS ASSOCIATED WITH THE INSTALLATION OF THE ASPHALTIC PLUG -TYPE JOINT, INCLUDING THE FOAM AND STRUCTURAL ADHESIVE, SHALL BE PAID FOR UNDER THE UNIT PRICE BID FOR ITEM 516.10, "BRIDGE EXPANSION JOINT, ASPHALTIC PLUG".
2. SEE THE APPROACH SLAB DETAILS 2 SHEET FOR NOTES ABOUT THE INSTALLATION OF THE ASPHALTIC PLUG JOINT.
3. "TOP OF SLAB" ELEVATIONS ARE AT THE TOP OF CONCRETE, NOT FINISH GRADE.
4. PAYMENT FOR PREFORMED JOINT FILLERS AND PIPE INSULATION WILL BE MADE INCIDENTAL TO CONTRACT ITEM 501.33.

NOTES:

- NF = NEAR FACE
- FF = FAR FACE
- EF = EACH FACE
- ▲ = CUT TO FIT IN FIELD
- 75 COVER UNLESS OTHERWISE SPECIFIED ON THE PLANS.
- 660 MIN. LAP SPLICE UNLESS OTHERWISE SPECIFIED ON THE PLANS.

APPROACH SLAB DETAILS I

PROJECT NAME:	LINCOLN	PLOT DATE:	29-JAN-2009
PROJECT NUMBER:	BRO 1445(25)	DRAWN BY:	C. MOONEY
FILE NAME:	s96j266str.dgn	CHECKED BY:	R. WHITCOMB
PROJECT LEADER:	R. WHITCOMB	SHEET	36 OF 58
DESIGNED BY:	S. SCRIBNER		
APPROACH SLAB DETAILS I			