

KNEE BRACE DETAILS

SCALE: 1/2" = 1'-0"

**UPPER LATERAL BRACING
BLOCKING DETAILS**

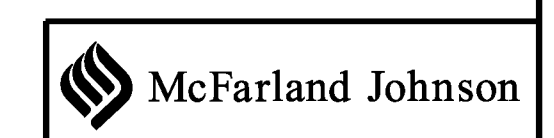
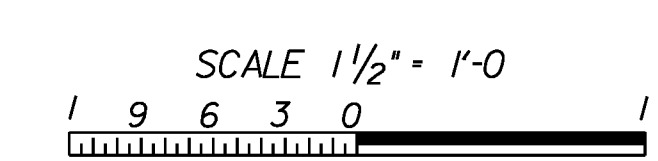
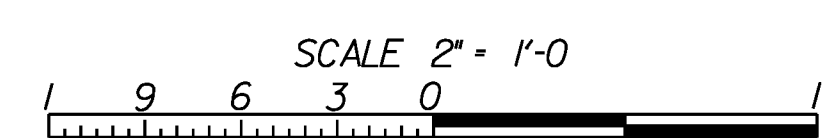
SCALE: 1/2" = 1'-0"

TIE ROD BRACKET DETAIL

SCALE: 2" = 1'-0"

NOTES

- 1. TIE ROD NUTS SHALL BE TORQUED TO A VALUE RECOMMENDED BY THE MANUFACTURER TO THE SATISFACTION OF THE RESIDENT ENGINEER.



PROJECT NAME:	WOODSTOCK	WOODSTOCK	
PROJECT NUMBER:	BHO 1444 (52)	ST 1444(58)	
FILE NAME:	z96j262d03.dgn	PLOT DATE:	29-JUN-2012
PROJECT LEADER:	M. Sargent	DRAWN BY:	P. Dustin
DESIGNED BY:	J. Hall/P. Dustin	CHECKED BY:	R. Joy
BRIDGE DETAILS (3 OF 11)		SHEET 35 OF 68	