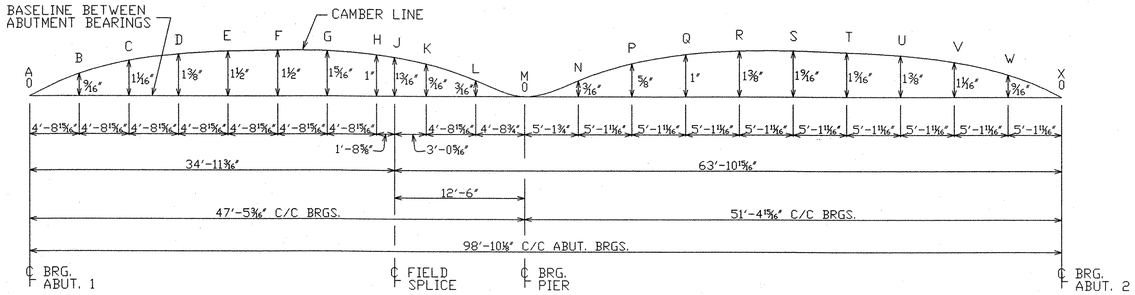

OVERALL CAMBER & BLOCKING DIAGRAM - BEAM LINE 1

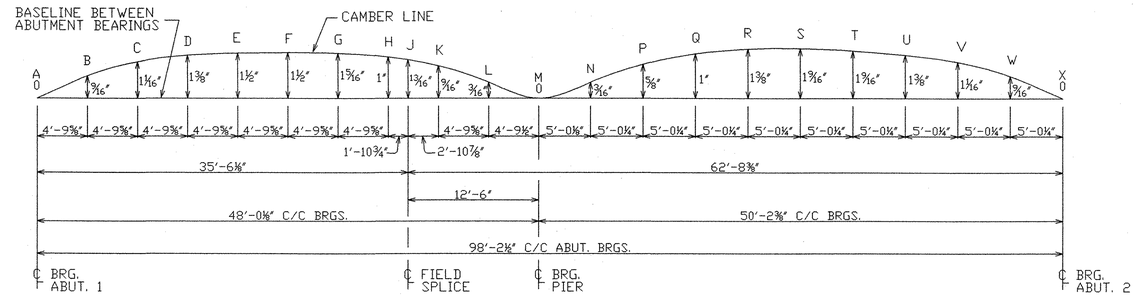

OVERALL CAMBER & BLOCKING DIAGRAM - BEAM LINE 2

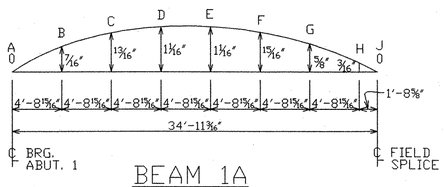

BEAM 1A

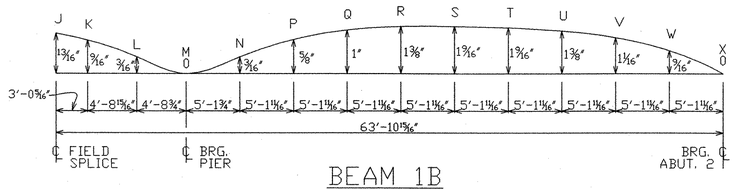

BEAM 1B

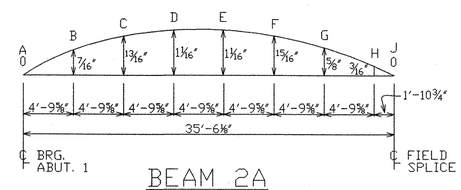

BEAM 2A

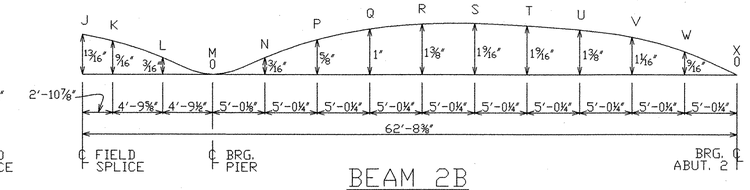

BEAM 2B

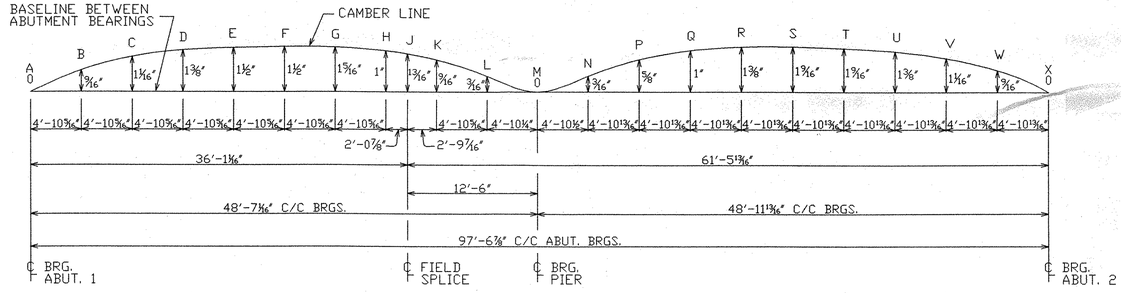

OVERALL CAMBER & BLOCKING DIAGRAM - BEAM LINE 3

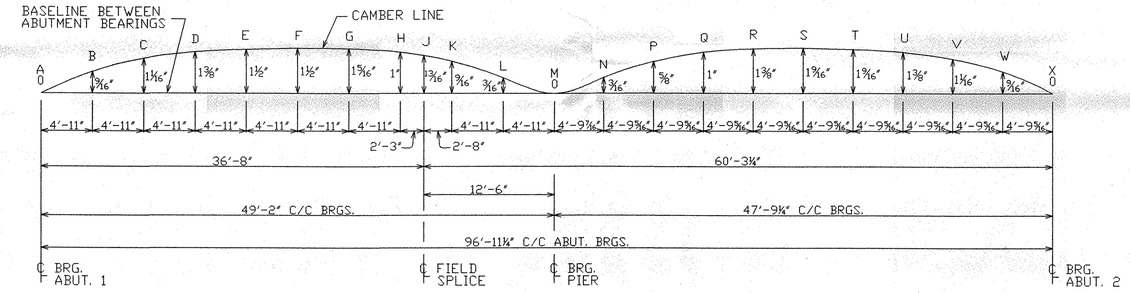

OVERALL CAMBER & BLOCKING DIAGRAM - BEAM LINE 4

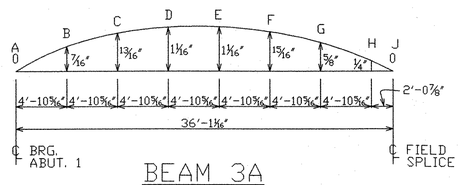

BEAM 3A

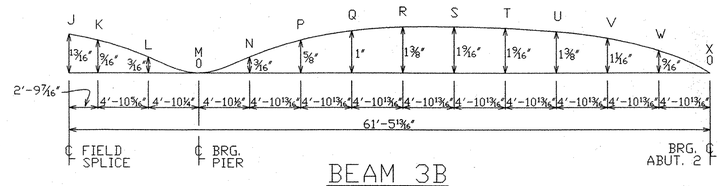

BEAM 3B

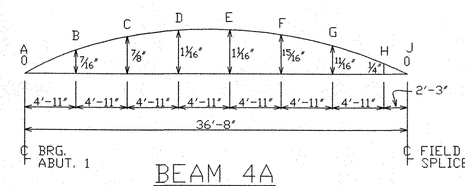

BEAM 4A

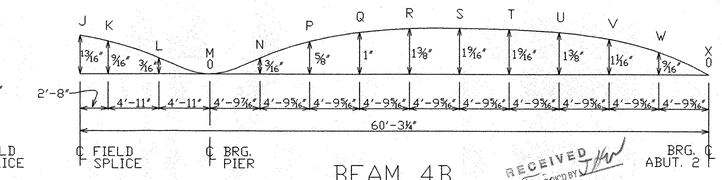

BEAM 4B

RECEIVED
CKD BY ____ CKD BY JH
JAN 03 2005
RESUBMIT ____ APPROVED ✓
BY ____ DATE ____

CAMBER DIAGRAMS
PROJECT NO. TH2-9625

US BRIDGE
201 WHEELING AVE.
P.O. BOX 757
CAMBRIDGE, OHIO 43725

NO.	DATE	REVISIONS	BY
1	12/13/04	AS PER REVIEW	PAB

FABRICATION DRAWING — ITEM 506.50
BEAM BRIDGE — BRIDGE NO. 46
TOWN OF NORWICH — TOWN HIGHWAY 3
WINDSOR COUNTY, VERMONT — OVER OMPOMPANOOSUC RIVER

DESIGN	DRAWN	DATE	DRAWING NO.	SHEET
	P.BAKER	OCT. 12, 2004	NORWICH	4 OF 5
CHECK/DATE J.HOFFMAN 10/14/04	FABRICATOR US BRIDGE			

12/13/04

NOTE: DRAWINGS RELATIVE DO NOT SCALE