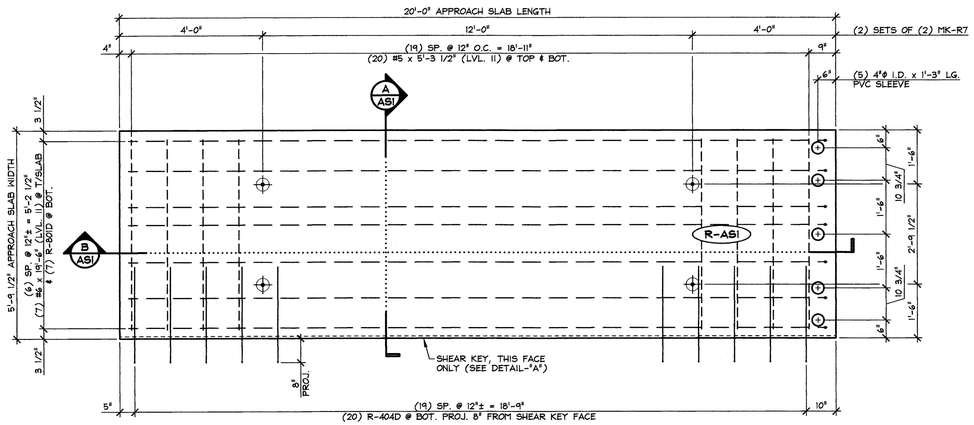

1 / AS1 APPROACH SLAB PLAN VIEW IN FORM

1/2" = 1'-0"

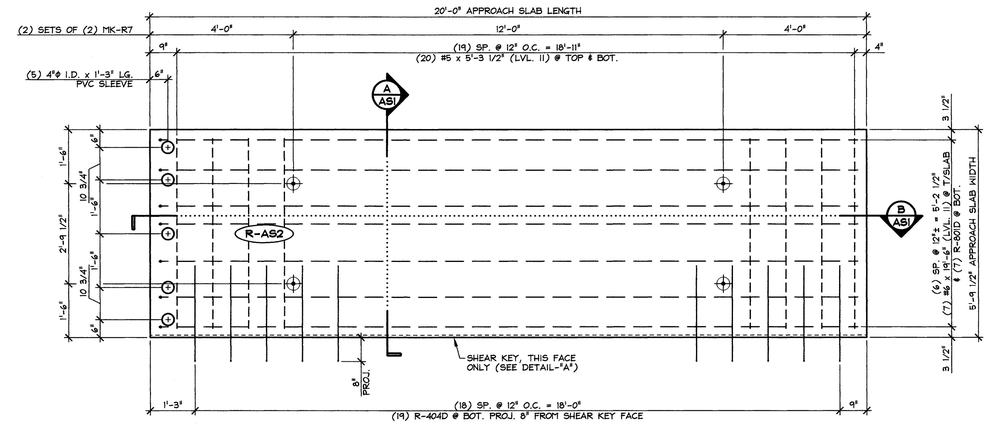

2 / AS1 APPROACH SLAB PLAN VIEW IN FORM

1/2" = 1'-0"

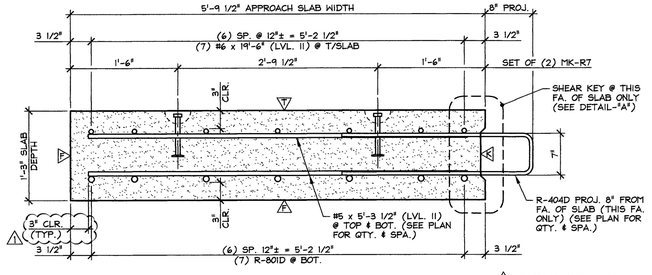

A / AS1 TRANSVERSE SECTION

1" = 1'-0"

△ DENOTES FORM FINISH

△ DENOTES FLOAT FINISH

△ DENOTES ROUGHENED FINISH

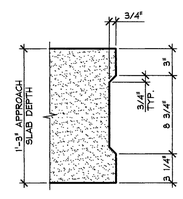

DETAIL - "A"

1 1/2" = 1'-0"

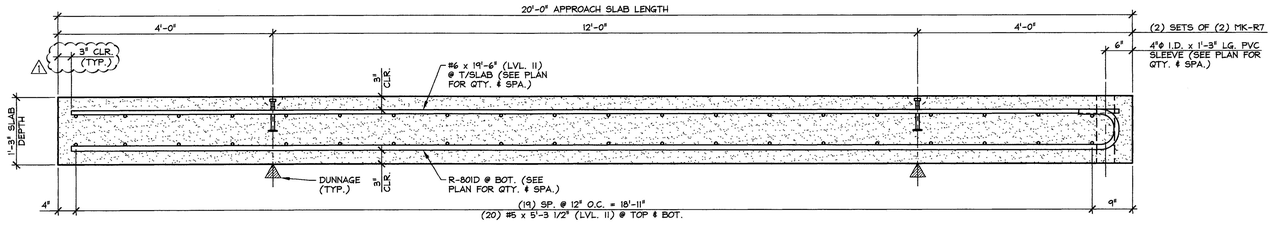

B / AS1 LONGITUDINAL SECTION

3/4" = 1'-0"

Vermont Agency of Transportation

RECEIVED

23430-14 Forest Str_Rutland_rev1a.pdf

CK'D BY M. Umberger OK'D BY C. Carlson

July 1, 2014

RESUBMIT No Approved

BY C. Carlson DATE 07/08/2014

MARK:	R-AS1	QTY.:	1	WT.:	10.8 T	VOL.:	5.3 cy
MARK:	R-AS2	QTY.:	1	WT.:	10.8 T	VOL.:	5.3 cy

MATERIAL LIST / APPROACH SLAB

ITEM	MARK	DESCRIPTION	QTY./SLAB R-AS1	QTY./SLAB R-AS2
1	R-404D	#4 BENT BAR (LEVEL II, DUAL COATED)	20	19
2				
3		#5 x 5'-3 1/2" (LEVEL II, DUAL COATED)	40	40
4				
5		#6 x 19'-6" (LEVEL II, DUAL COATED)	7	7
6				
7	R-801D	#8 BENT BAR (LEVEL II, DUAL COATED)	7	7
8				
9	MK-R7	4T x 7 1/8" SWIFT LIFT LIFTER (GALVANIZE)	4	4
10		4"Φ I.D. x 1'-3" PVC SLEEVE	5	5

△1 7-1-14 REVISED AS NOTED

APPROVAL STAMP:

J.P. CARRARA & SONS INC.
Precast & Prestress Manufacturer
2464 OSGE STR., MIDDLEBURY, VERMONT 05753 Phone:(802)388-6361 Fax:(802)388-9010

THE BELDEN COMPANY, INC.
CONTRACTOR
RUTLAND, VERMONT

STATE OF VERMONT AGENCY OF TRANSPORTATION
COUNTY OF RUTLAND

DATE: APR. 25, 2014
SCALE: NOTED

CITY OF RUTLAND
ROUTE NO.: TH 13 (FOREST STREET) - URBAN COLLECTOR
BRIDGE NO.: 14 PROJECT NO.: BRF 3000(18)

CHKD: M.D. DFTM: B.L.
JOB NO: 23430-014

PRECAST APPROACH SLAB DETAILS

DWG. NO: AS1

F:\VT-Bridges\23430-14 Rutland\23430-AS1.dwg, 7/1/2014 2:17:40 PM