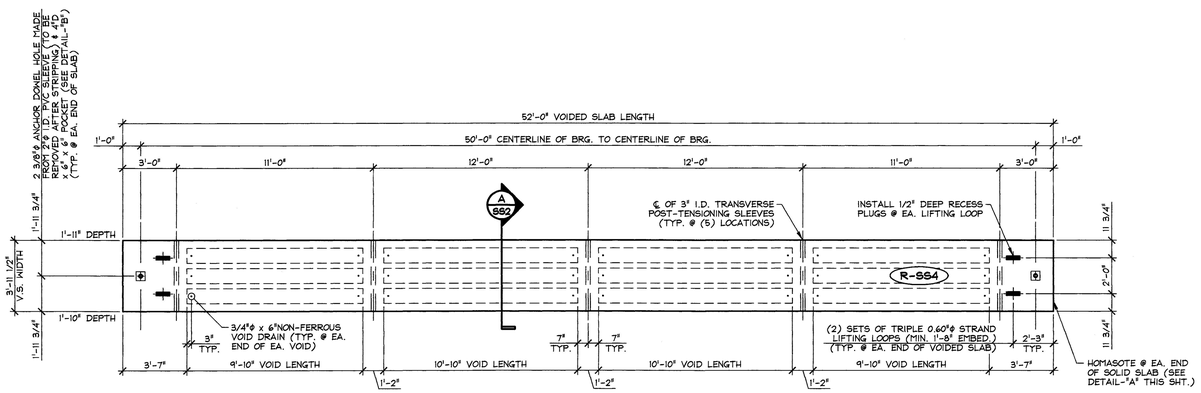

1 SS2 DIMENSIONAL PLAN VIEW IN FORM
1/4" = 1'-0"

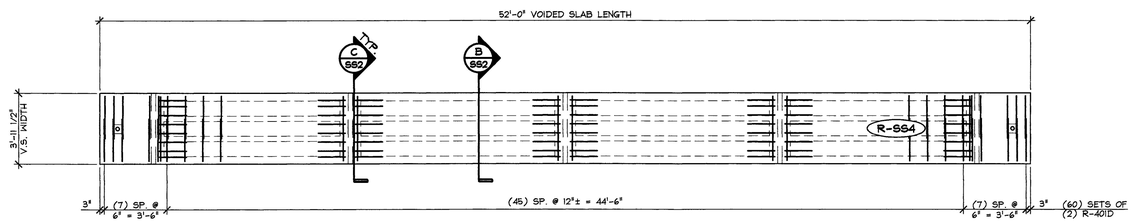

2 SS2 REINFORCING PLAN VIEW IN FORM
1/4" = 1'-0"

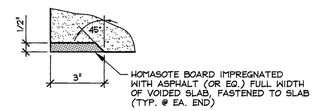

DETAIL - "A"
3" = 1'-0"

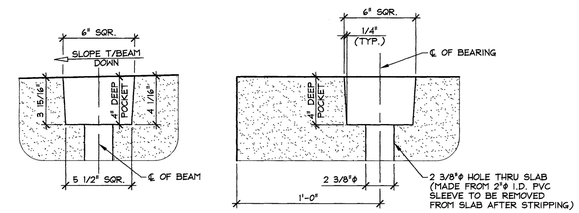

POCKET ELEVATION

SECTION @ BEAM ℄

DETAIL - "B"
2" = 1'-0"



DETENSIONING SCHEDULE
N.T.S.

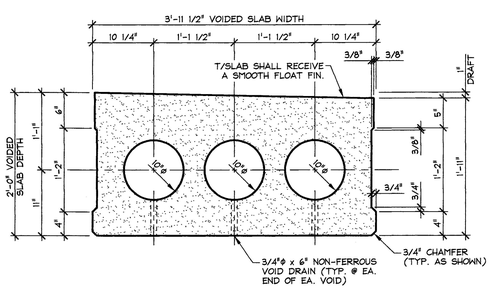

A SS2 DIMENSIONAL SECTION
1" = 1'-0"

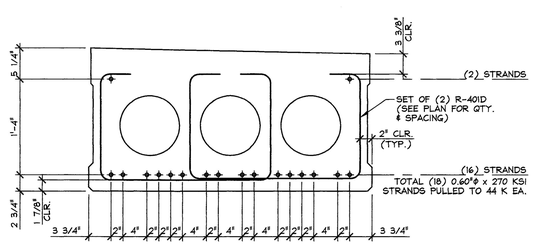

B SS2 REINFORCING SECTION
1" = 1'-0"

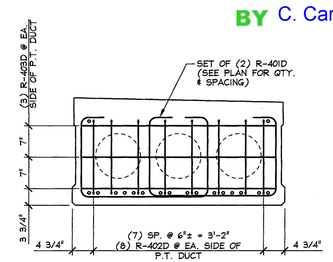

C SS2 POST-TENSIONING DIAPHRAGM REINFORCING SECTION
3/4" = 1'-0"

Vermont Agency of Transportation
RECEIVED
23430-14 Forest Str_Rutland_rev1a.pdf
CK'D BY M. Umberger OK'D BY C. Carlson
July 1, 2014
RESUBMIT No Approved
BY C. Carlson DATE 07/08/2014

MARK: R-SS4	QTY.: 2	WT.: 24.48 T	VOL.: 12.09 cy

MATERIAL LIST / VOIDED SLAB

ITEM	MARK	DESCRIPTION	QTY.
1	R-401D	#4 BENT BAR (LEVEL II, DUAL COATED)	120
2	R-402D	#4 BENT BAR (LEVEL II, DUAL COATED)	64
3	R-403D	#4 x 3'-7 1/2" (LEVEL II, DUAL COATED)	24
4			
5			
6			
7			
8			
9			
10			
11		3/4"ϕ x 6" NON-FERROUS VOID DRAIN	24
12		10"ϕ x 9'-10" VOID	6
13		10"ϕ x 10'-10" VOID	6
14		SET OF TRIPLE 0.60"ϕ STRAND LIFTING LOOPS	4
15			

APPROVAL STAMP:

J.P. CARRARA & SONS INC.
Precast & Prestress Manufacturer
2464 CASE STR., MIDDLEBURY, VERMONT 05753 Phone:(802)388-6361 Fax:(802)388-9010

THE BELDEN COMPANY, INC.
CONTRACTOR
RUTLAND, VERMONT

STATE OF VERMONT AGENCY OF TRANSPORTATION
COUNTY OF RUTLAND

DATE: APR. 25, 2014
SCALE: NOTED

CITY OF RUTLAND
ROUTE NO.: TH 13 (FOREST STREET) - URBAN COLLECTOR
BRIDGE NO.: 14 PROJECT NO.: BRF 3000(18)

CHKD: M.D. DFTM: B.L.
JOB NO: 23430-014

PRESTRESSED VOIDED SLAB DETAILS

DWG. NO: SS2

F:\VT-Bridges\23430-14 Rutland\23430-SS2.dwg, 6/11/2014 5:12:11 PM