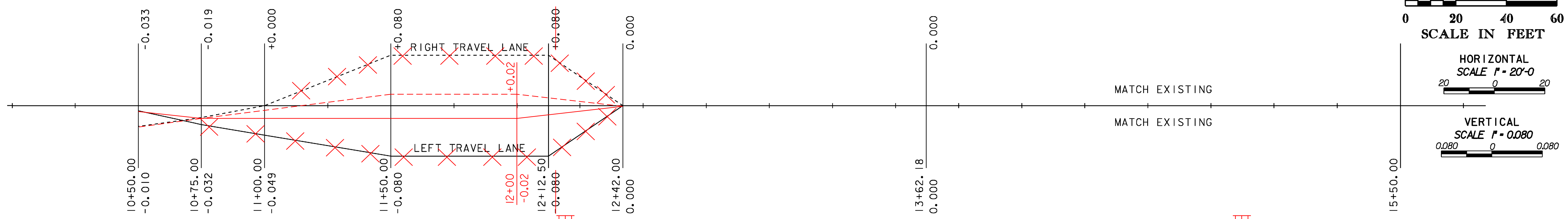
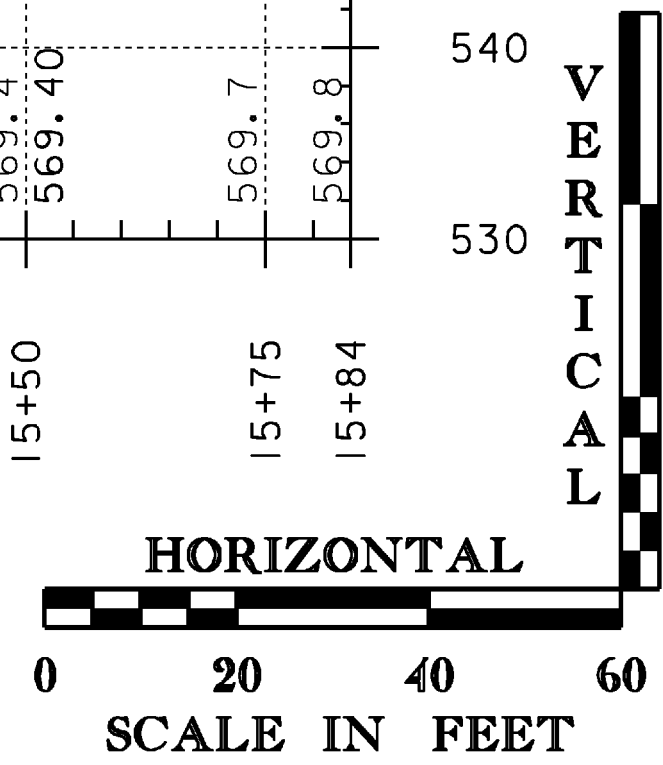
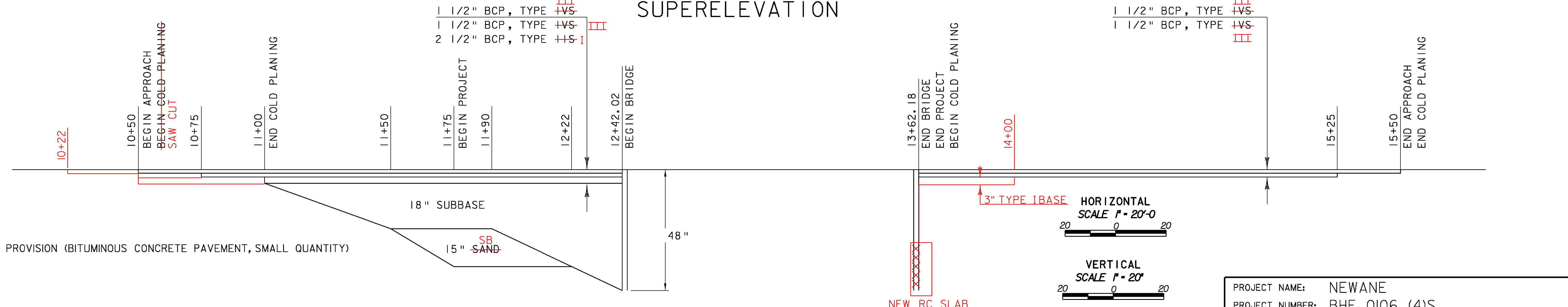


PROFILE



SUPERELEVATION



BCP = SPECIAL PROVISION (BITUMINOUS CONCRETE PAVEMENT, SMALL QUANTITY)

- PROFILE NOTES:
1. ELEVATIONS ARE ALONG PROPOSED CENTERLINE.
 2. EXISTING ELEVATIONS ARE EXPRESSED TO 0.1 FEET.
 3. PROPOSED ELEVATIONS ARE EXPRESSED TO 0.01 FEET.

MATERIAL TRANSITION DETAIL

PROJECT NAME:	NEWANE	FILE NAME:	s96j230xs.dgn	PLOT DATE:	29-APR-2009
PROJECT NUMBER:	BHF 0106 (4)S	PROJECT LEADER:	R. WHITCOMB	DRAWN BY:	T. LACKEY
		DESIGNED BY:	T. LACKEY	CHECKED BY:	R. WHITCOMB
		PROFILE		SHEET 18	OF 67