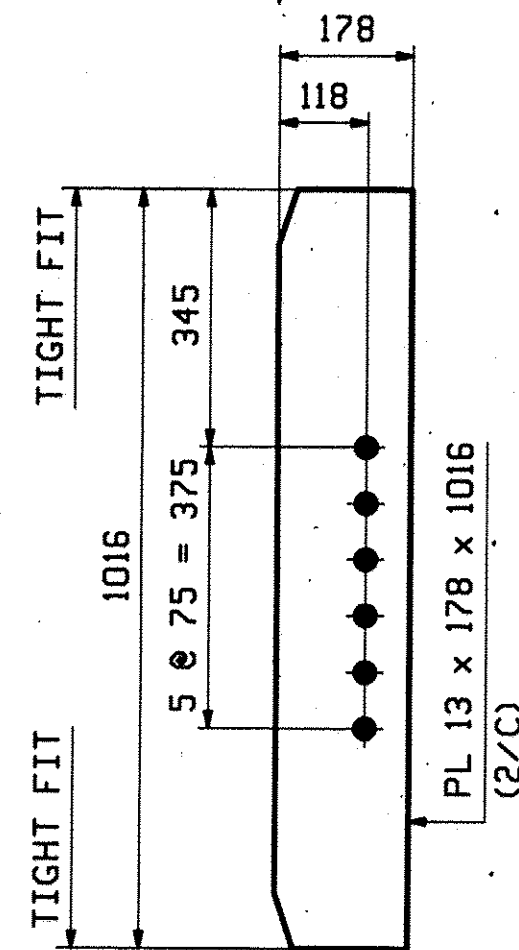
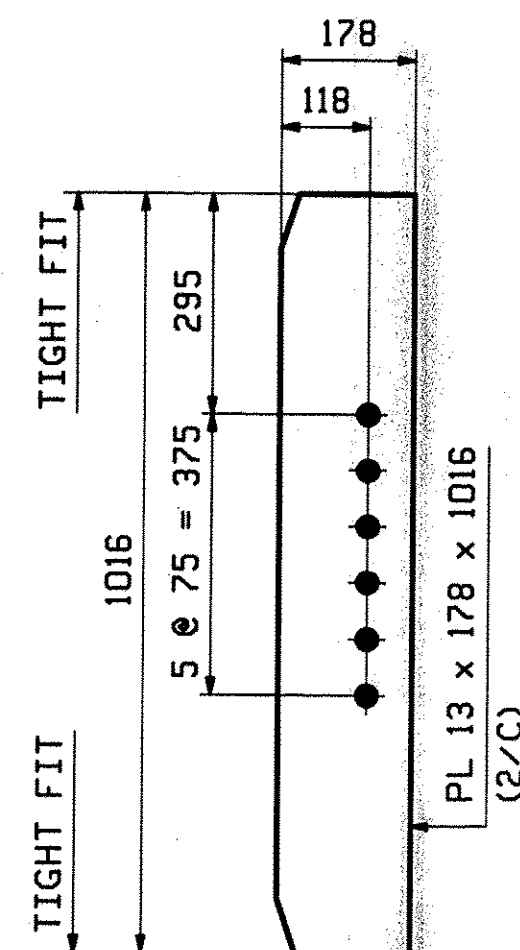


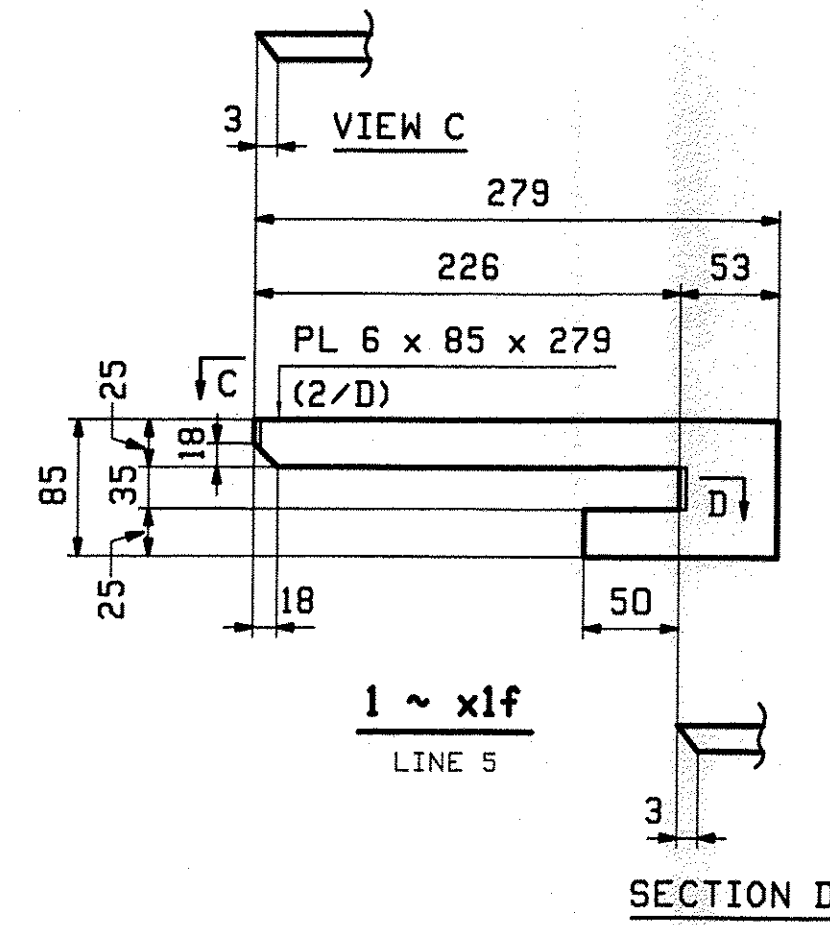
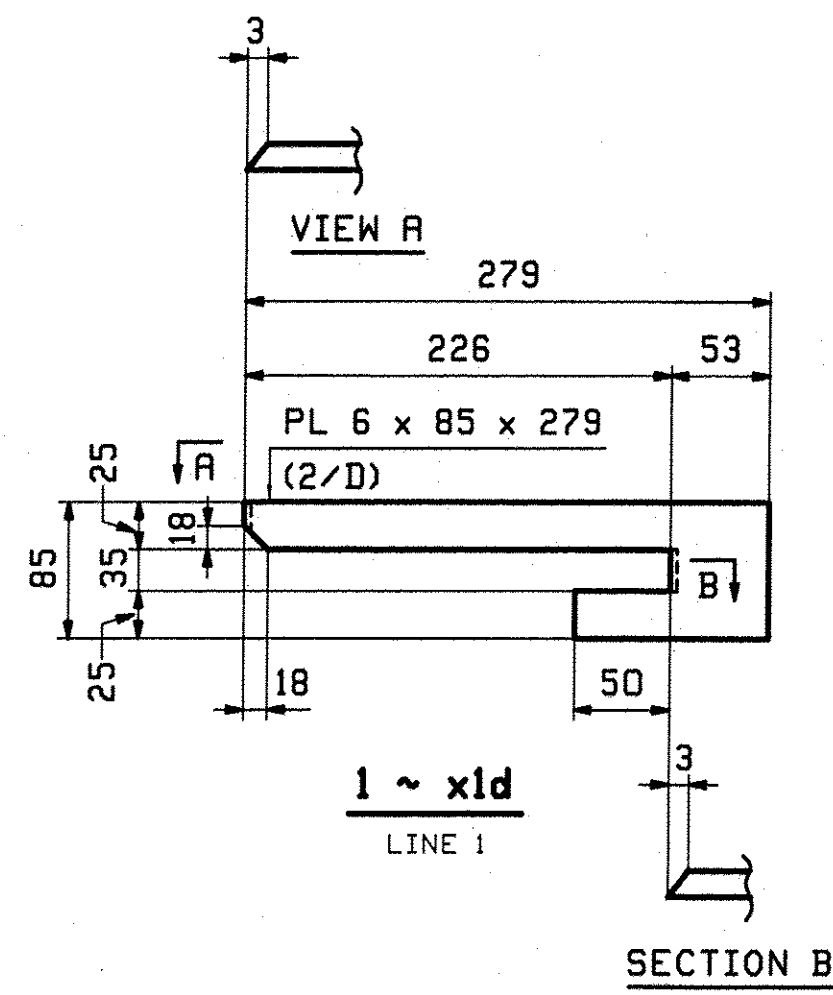
20 ~ xla
BRG STIFF



20 ~ xlb
INT DIAPH CONN
(HIGH END)



20 ~ xlc
INT DIAPH CONN
(LOW END)



NOTES:
ALL MATERIAL SHALL BE M270M-345W,
ALL BOLT HOLES SHALL BE $\frac{15}{16}$ " ϕ FOR $\frac{7}{8}$ " ϕ HSB.
FOR GENERAL NOTES SEE DRAWING GNI.

| 0 | | | | | JUL 22 2009 | | |
|--|---------------|------------------------|-------------|---------|--------------------------|-------------|------|
| REV. | DATE | REMARKS | DWN | CHK | APVL | SHOP | |
| MATERIAL: | M270M-345W | SURFACE PREP. & PAINT: | SEE DWG GNI | HOLES: | $\frac{15}{16}$ " ϕ | SHOP BOLTS: | NONE |
| DESCRIPTION: GIRDER STANDARD DETAILS | | | | | | | |
| CASCO BAY STEEL STRUCTURES, INC. .75 SPRING HILL ROAD SACO, MAINE 04072 PHONE (207) 282-7360 FAX. (207) 282-1179 | | | | | | | |
| STRUCTURE: T.H. 10 over Whetstone Brook BRIDGE NO 30 Brattleboro Windham County | | | DRAWN: | JTB | DATE: | 07/16 | |
| LOCATION: Town of Brattleboro, VERMONT | | | CHKD: | PCP | DATE: | 07/21 | |
| PROJ NO. | BRF 2000(21)S | JOB NO. | 418 | DWG NO. | X1 | | |
| CUSTOMER: | VT ROT | REV. | △ | | | | |

RECEIVED
JUL 29 2009
STRUCTURES DESIGN SECTION

PCP T.M. 01 21 2009 10:58:51 PM