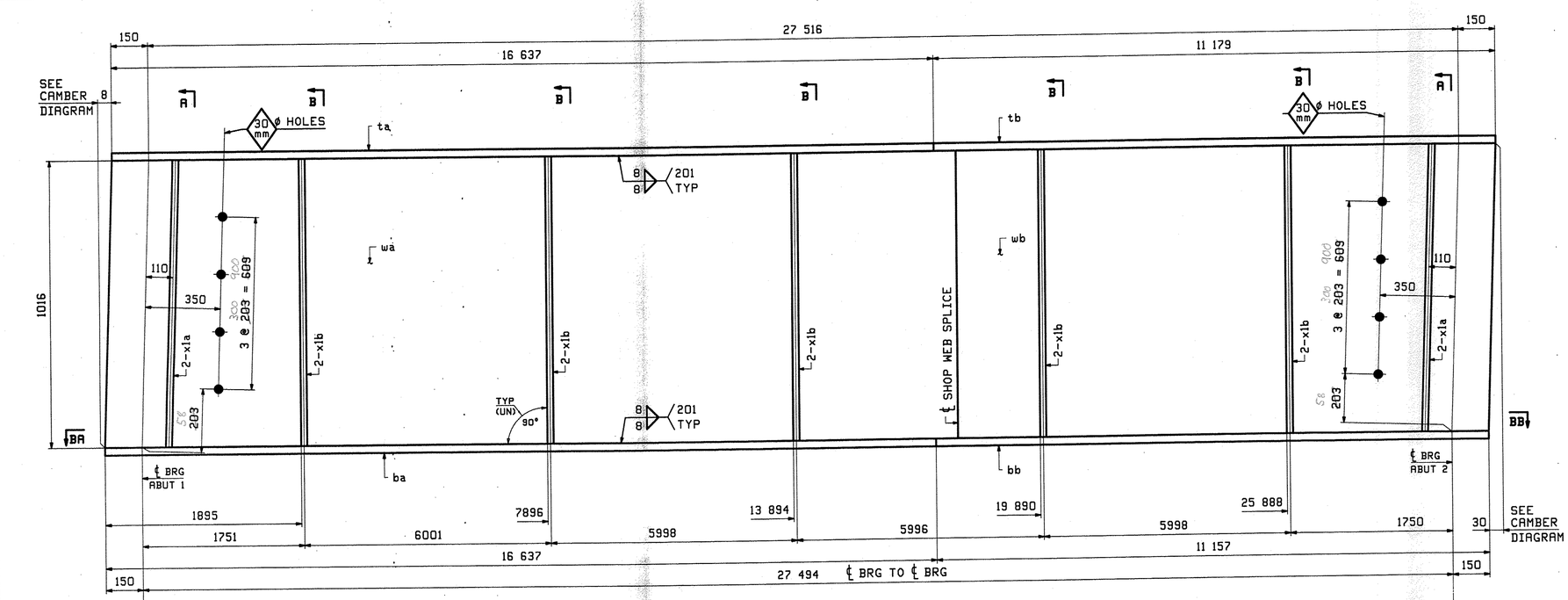

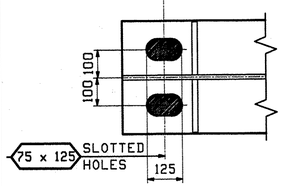

SECTION BA

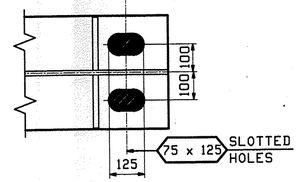

SECTION BB

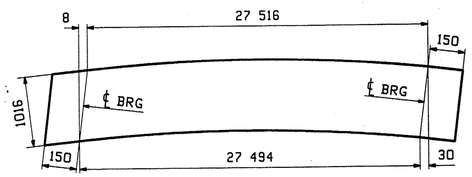

ORIENTATION DIAGRAM
FOR CAMBER SEE DWG C1

ONE - GIRDER - 3G3

FOR GIRDER STANDARDS SEE DRAWING X1.
FOR CAMBER & FLANGE DIAGRAMS SEE DRAWING C1.
FOR GENERAL NOTES & WELD PROCEDURES SEE DRAWING GN1.
H2-3 DENOTES MATERIAL SUBJECT TO CHARPY V-NOTCH TESTING.

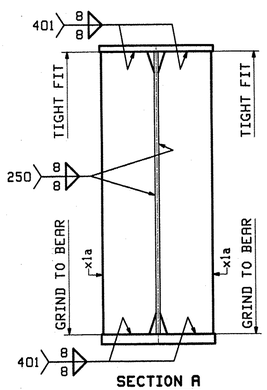

SECTION A

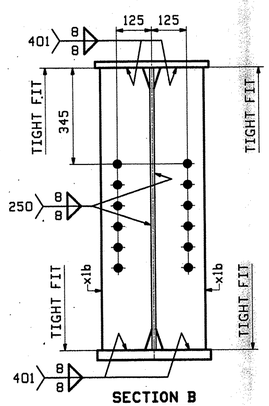

SECTION B

ABM INFO		SHIP	BILL OF MATERIAL					JOB NO.	DRAWING NO.	REV.
								418	3	
PAGE	LINE	MARK	QTY	MARK	MATERIAL	LENGTH m	LENGTH mm	REMARKS	WT	PROCUREMENT NOTES
		3G3	1		GIRDER				8458 kg 18646 lb	
1	E		1	wa	PL 14x1016	16	949	M270M-345WT2 (H2-3)		
1	G		1	wb	PL 14x1016	10	883	M270M-345WT2 (H2-3)		
1	J		1	ta	PL 22x406	16	637			
1	L		1	tb	PL 22x406	11	179			
1	A		1	ba	PL 35x406	16	637	M270M-345WT2 (H2-3)		
1	C		1	bb	PL 35x406	11	157	M270M-345WT2 (H2-3)		
2	B		4	x1a	PL 19x190	1	016	MIE		
2	C		10	x1b	PL 13x178	1	016			

REV.	DATE	REMARKS	DWN	CHK	APVL	SHOP
0					JUL 2 2 2009	

MATERIAL:	SURFACE PREP. & PAINT:	HOLES:	SHOP BOLTS:
M270M-345W(UN)	SEE DWG GN1	15/16" ϕ (UN)	NONE

DESCRIPTION: GIRDER - 3G3

CASCO BAY STEEL STRUCTURES, INC.
75 SPRING HILL ROAD SACO, MAINE 04072
PHONE (207) 282-7360 FAX. (207) 282-1179
TENSOR 2894

STRUCTURE:	T.H. 10 over Whetstone Brook BRIDGE NO 30 Brattleboro Windham County	DRAWN: JTB	DATE: 07/16
		CHKD: PCP	DATE: 07/21
LOCATION:	Town of Brattleboro, VERMONT	JOB NO.	DWG NO.
PROJ NO.	BRF 2000(21)S	418	3
CUSTOMER:	VT AOT		REV. △

RECEIVED
OK'D BY WAL OK'D BY DRP
JUL 2 9 2009
RESUBMIT ____ APPROVED AS NOTED
BY CWC DATE 8-14-09
VTrans - PDD
JUL 2 9 2009
Structures Design Section

PCP Tue, Jul 21, 2009 12:17:14 PM /home/jobs/2894/3 Rev0