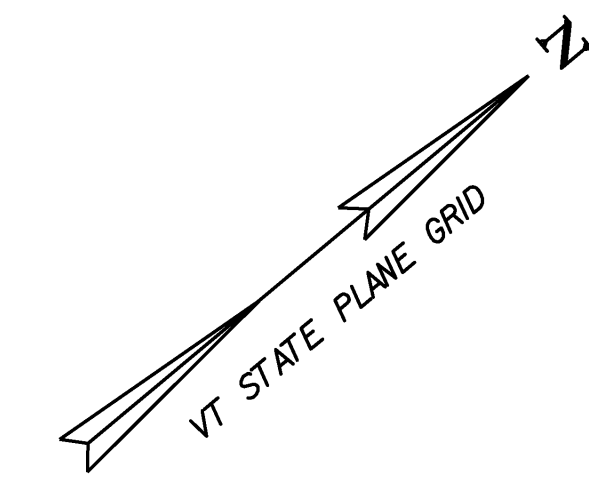

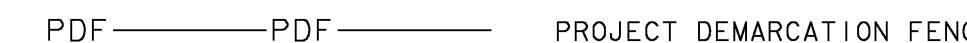










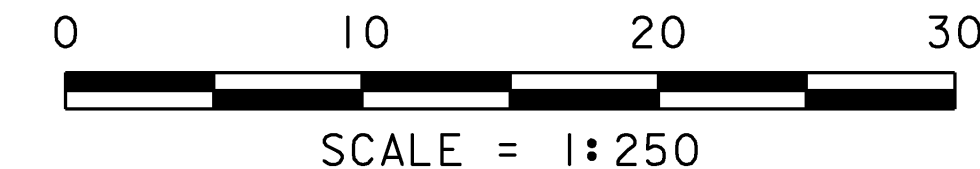
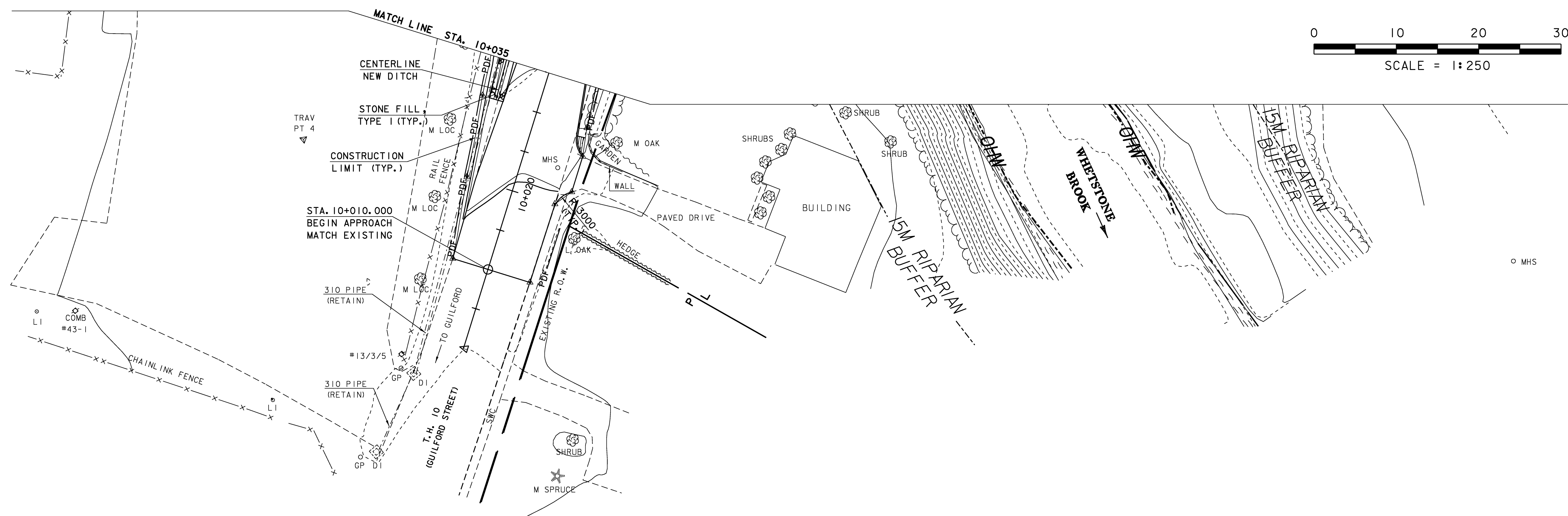


LEGEND



-  CUT AND FILL LINE
-  PROJECT DEMARCATION FENCE
-  PROJECT DEMARCATION (BARRIER TYPE) FENCE
-  SILT FENCE
-  SILT FENCE (WIRE REINFORCED)
-  TURBIDITY CURTAIN
-  ROCK OUTLET PROTECTION
-  STABILIZED CONSTRUCTION ENTRANCE
-  CHECK DAM
-  INLET PROTECTION DEVICE
-  **OHW** ORDINARY HIGH WATER LINE
-  **15M RIPARIAN BUFFER**



EPSC PLAN I

PROJECT NAME:	BRATTLEBORO
PROJECT NUMBER:	BRF 2000 (2)S
FILE NAME:	96J228\Structures\sj228e01.I
PROJECT MANAGER:	R.R. WHITCOMB
DESIGNED BY:	C. CARLSON
PLOT DATE:	29-APR-2009
DRAWN BY:	C. MOONEY
CHECKED BY:	D. PETERSON
SHEET	68 OF 77