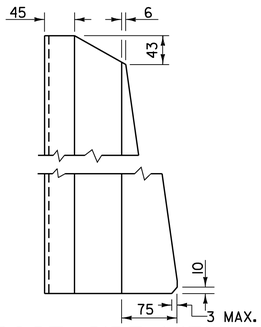

POST SIDE VIEW

NTS

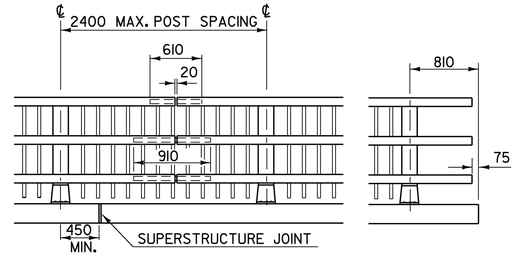

FRONT ELEVATION OF THREE RAIL WITH SPINDLES

NOTE : RAIL POSTS ARE TO BE SET NORMAL TO GRADE UNLESS OTHERWISE DESIGNATED ON BRIDGE PLANS. ALL DIMENSIONS ARE TYPICAL UNLESS OTHERWISE DESIGNATED ON BRIDGE PLANS.

NTS

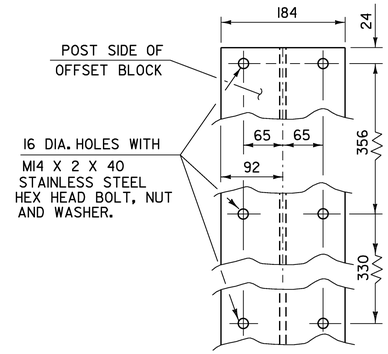

OFFSET BLOCK CONNECTION

NTS

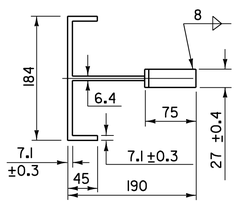

POST PLAN VIEW

NTS

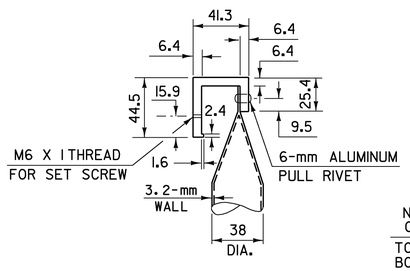

DETAIL A

NTS

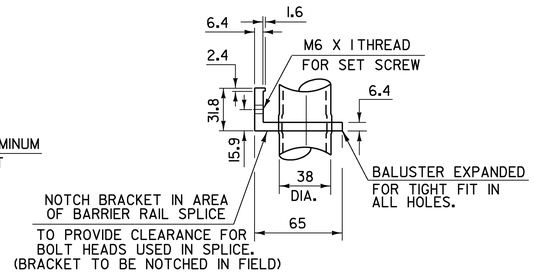

DETAIL B

NTS

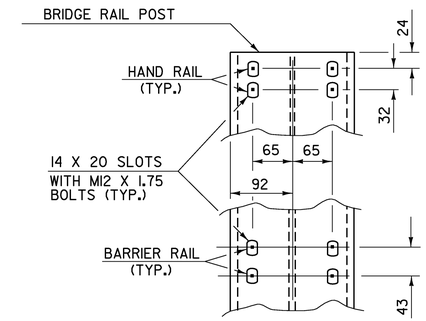

RAIL CONNECTION

NTS

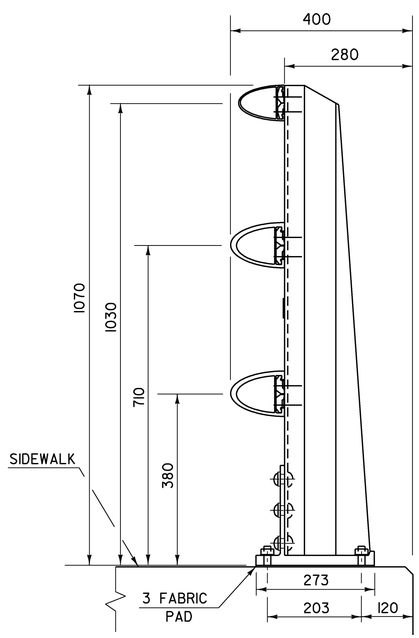

SIDE ELEVATION OF THREE RAIL TO BE USED ON SIDEWALK SIDES

RAIL POST DETAILS ON SUPERSTRUCTURE

NTS

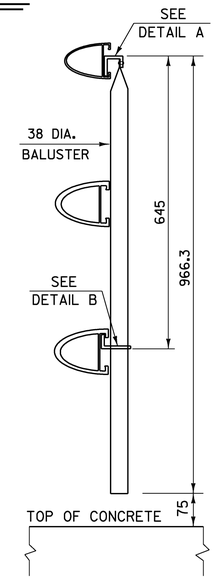

SECTION AA

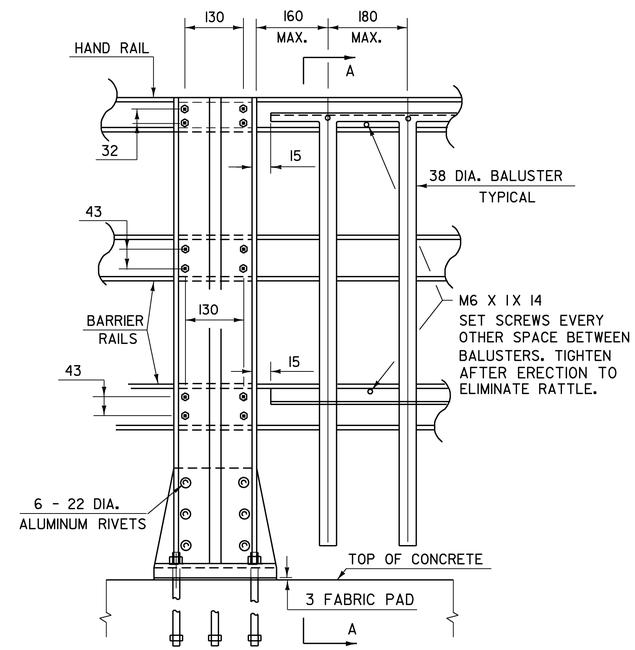

OUTSIDE ELEVATION OF THREE RAIL POST & SPINDLES

DETAILS OF SPINDLES FOR ALUMINUM RAILING

NTS

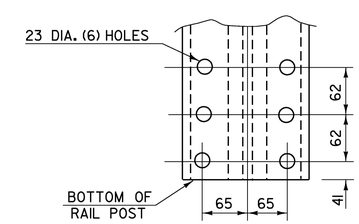

POST BASE BOLT HOLE DETAILS

NTS

ALUMINUM RAILING DETAILS (SHEET 1)

PROJECT NAME:	BRATTLEBORRO
PROJECT NUMBER:	BRF 2000 (21)S

FILE NAME: 96J228\str\s96J228rail001.		PLOT DATE:	29-APR-2009
PROJECT LEADER:	R. WHITCOMB	DRAWN BY:	C.MOONEY
DESIGNED BY:	D. PETERSON	CHECKED BY:	C. CARLSON
		SHEET 25	OF 77