
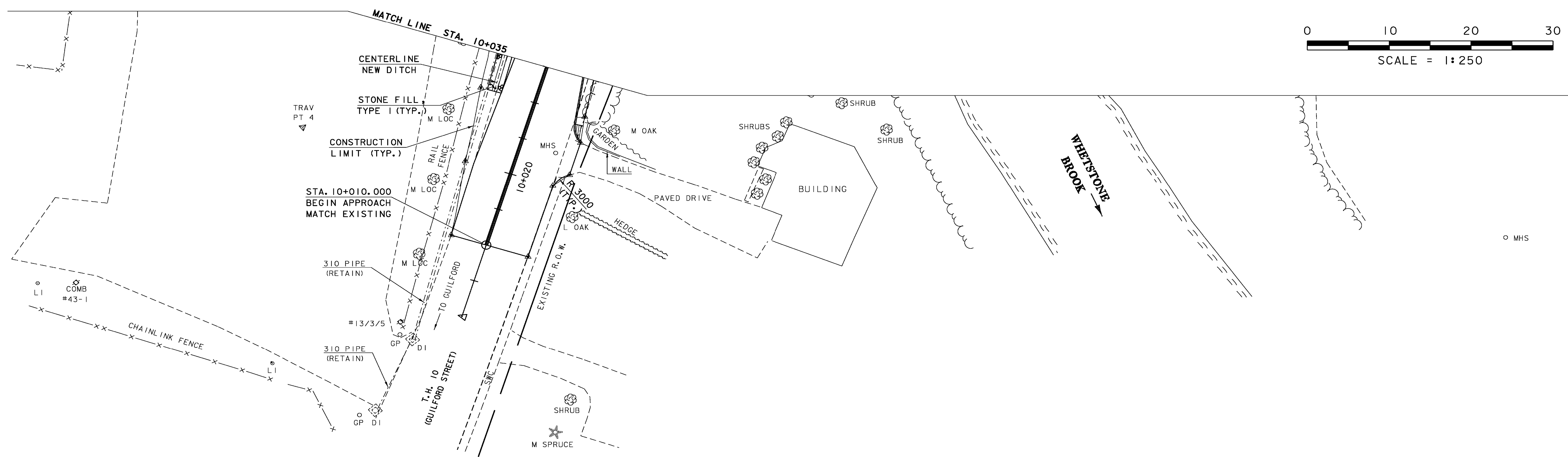
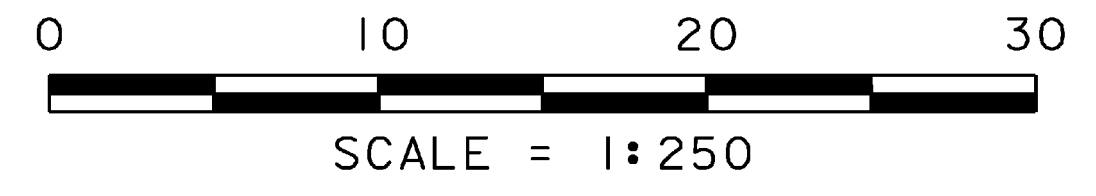
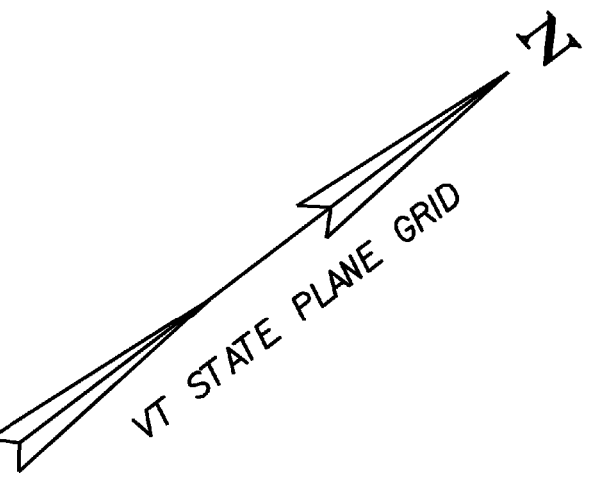


100mm YELLOW LINE
 MAINLINE 10+010.0 CL. - 10+035.0 CL. (DOUBLE)



TRAFFIC SIGNS & PAVEMENT MARKINGS LAYOUT SHEET (I)

PROJECT NAME:	BRATTLEBORO	FILE NAME:	96J228\Structures\sJ228r01.i	PLOT DATE:	26-MAY-2009
PROJECT NUMBER:	BRF 2000 (2)S	PROJECT MANAGER:	R.R. WHITCOMB	DRAWN BY:	C. MOONEY
		DESIGNED BY:	C. CARLSON	CHECKED BY:	D. PETERSON
				SHEET 22	OF 77