

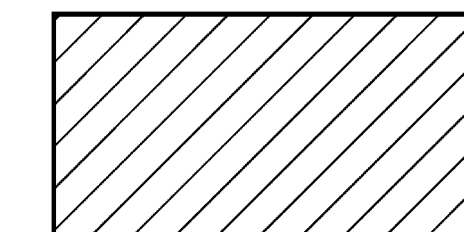
**CONSTRUCT PAVED APRON**  
10+025 RT.

**COLD PLANING, BITUMINOUS PAVEMENT**  
STA 10+010.0 - ~~10+035.0~~ - 10+035

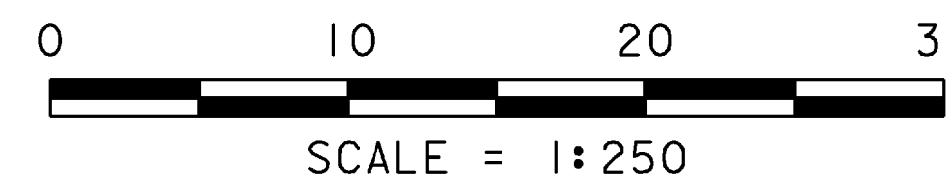
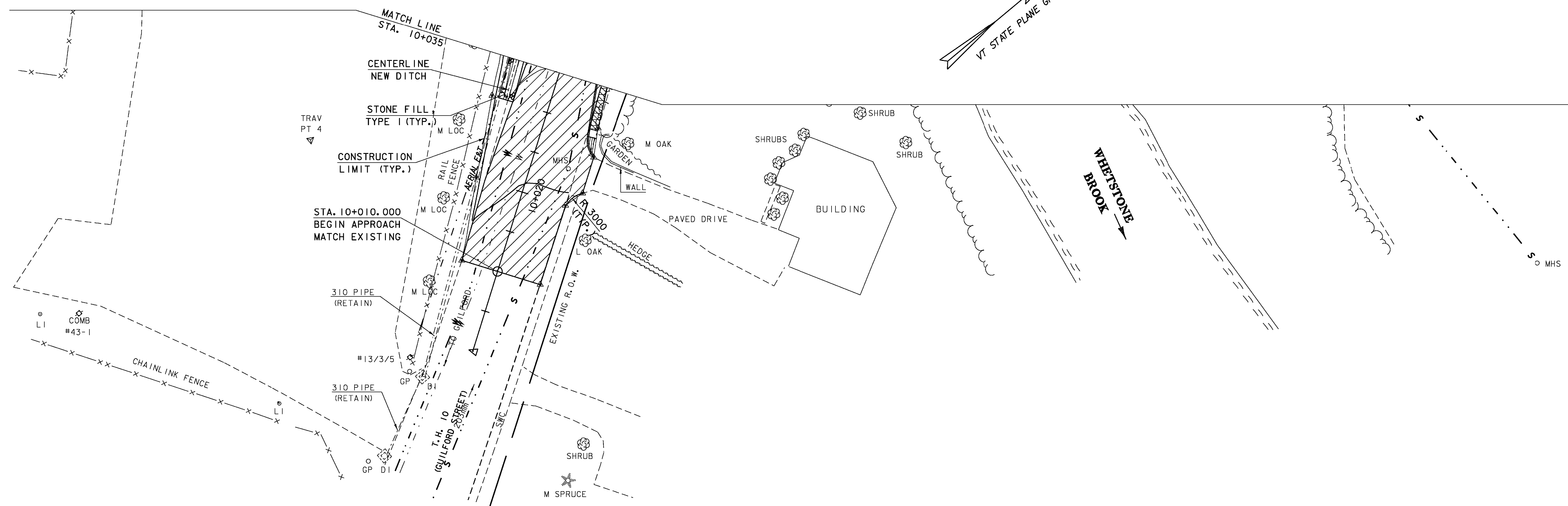
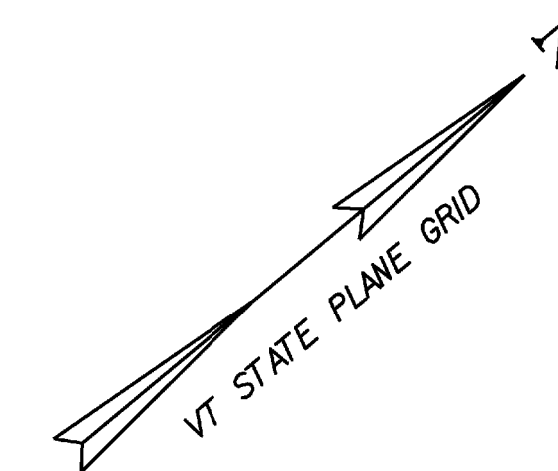
**CAST-IN-PLACE CONCRETE CURB, TYPE B**  
MAINLINE 10+026.7 RT. - 10+035.0 RT.

**PORTLAND CEMENT CONCRETE SIDEWALK, 125mm**  
MAINLINE 10+026.7 RT. - 10+035.0 RT.

**LEGEND**



COLD PLANING AREA



**LAYOUT SHEET 1**

|                  |                         |             |             |
|------------------|-------------------------|-------------|-------------|
| PROJECT NAME:    | BRATTLEBORO             | PLOT DATE:  | 29-APR-2009 |
| PROJECT NUMBER:  | BRF 2000 (2)S           | DRAWN BY:   | C. MOONEY   |
| FILE NAME:       | 96J228\Str\sJ228bdr.dgn | CHECKED BY: | D. PETERSON |
| PROJECT MANAGER: | R.R. WHITCOMB           | SHEET       | 15 OF 77    |
| DESIGNED BY:     | C. CARLSON              |             |             |