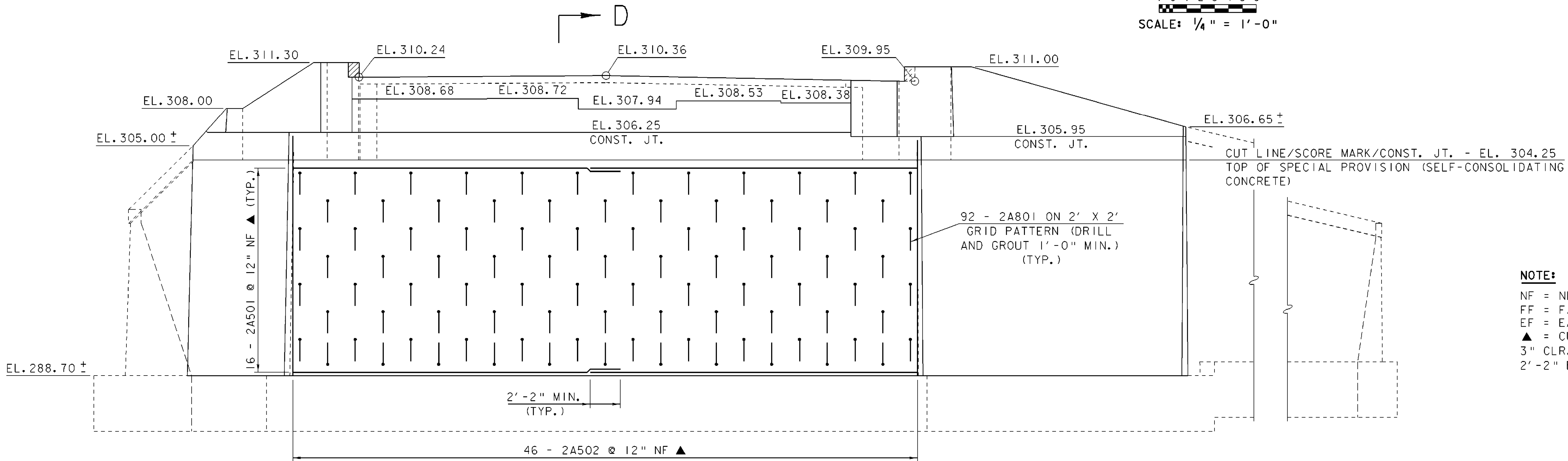
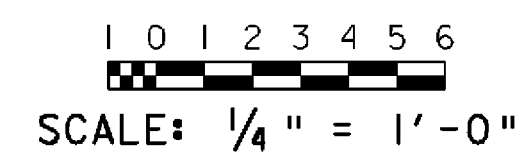
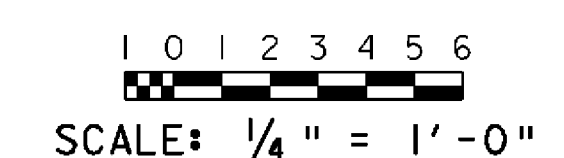


ABUTMENT NO. 2 PLAN



ABUTMENT NO. 2 ELEVATION



NOTE:
 NF = NEAR FACE
 FF = FAR FACE
 EF = EACH FACE
 ▲ = CUT TO FIT IN FIELD
 3" CLR. UNLESS OTHERWISE NOTED
 2'-2" BAR LAP UNLESS OTHERWISE NOTED

ABUTMENT NO. 2 DETAILS

PROJECT NAME: SPRINGFIELD	PLOT DATE: 27-DEC-2007
PROJECT NUMBER: BHO 1442(30)	DRAWN BY: G. ROY
FILE NAME: 96J348/str/s96J348ab.dgn	CHECKED BY: C. CARLSON
PROJECT MANAGER: R. R. WHITCOMB	SHEET 42 OF 85
DESIGNED BY: C. CARLSON	