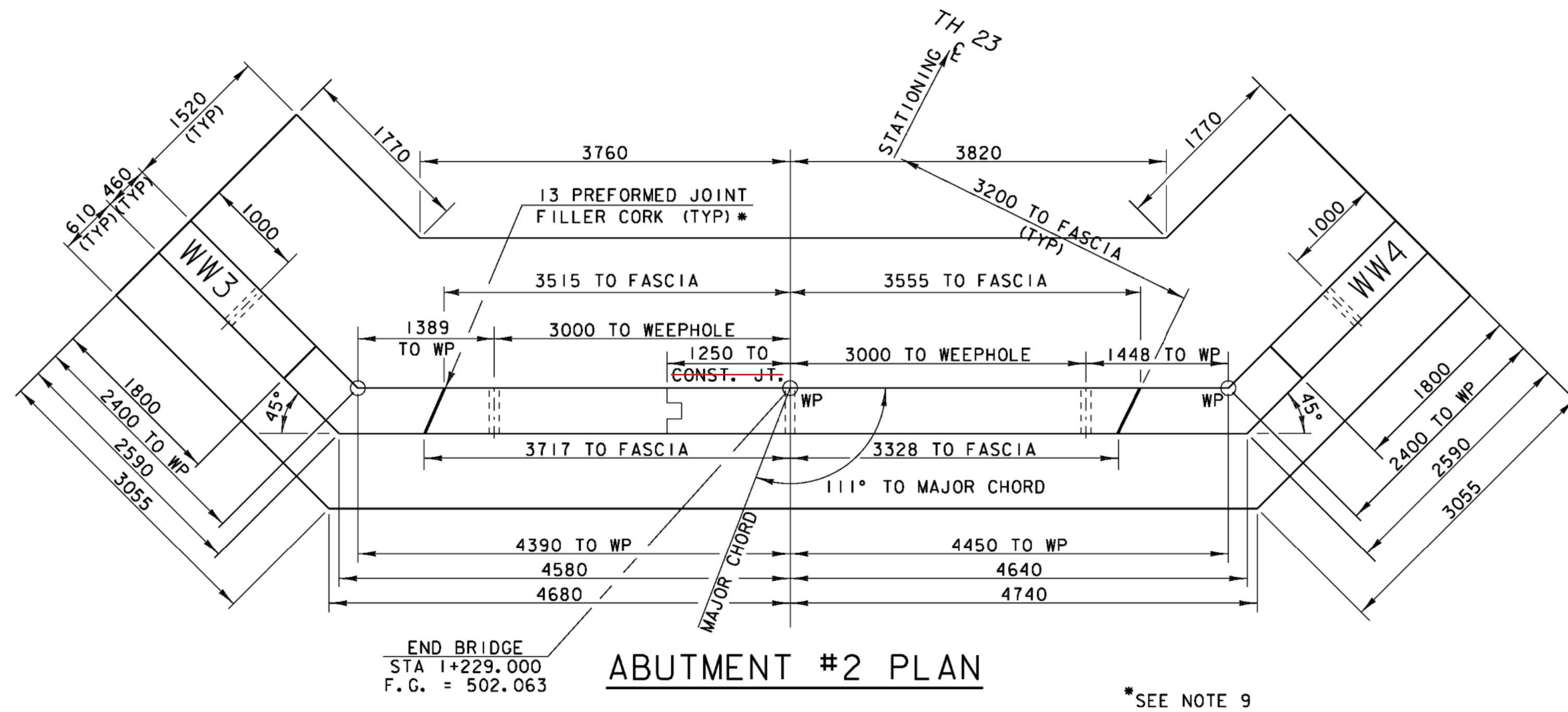
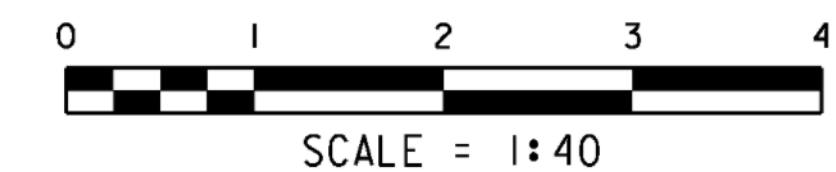
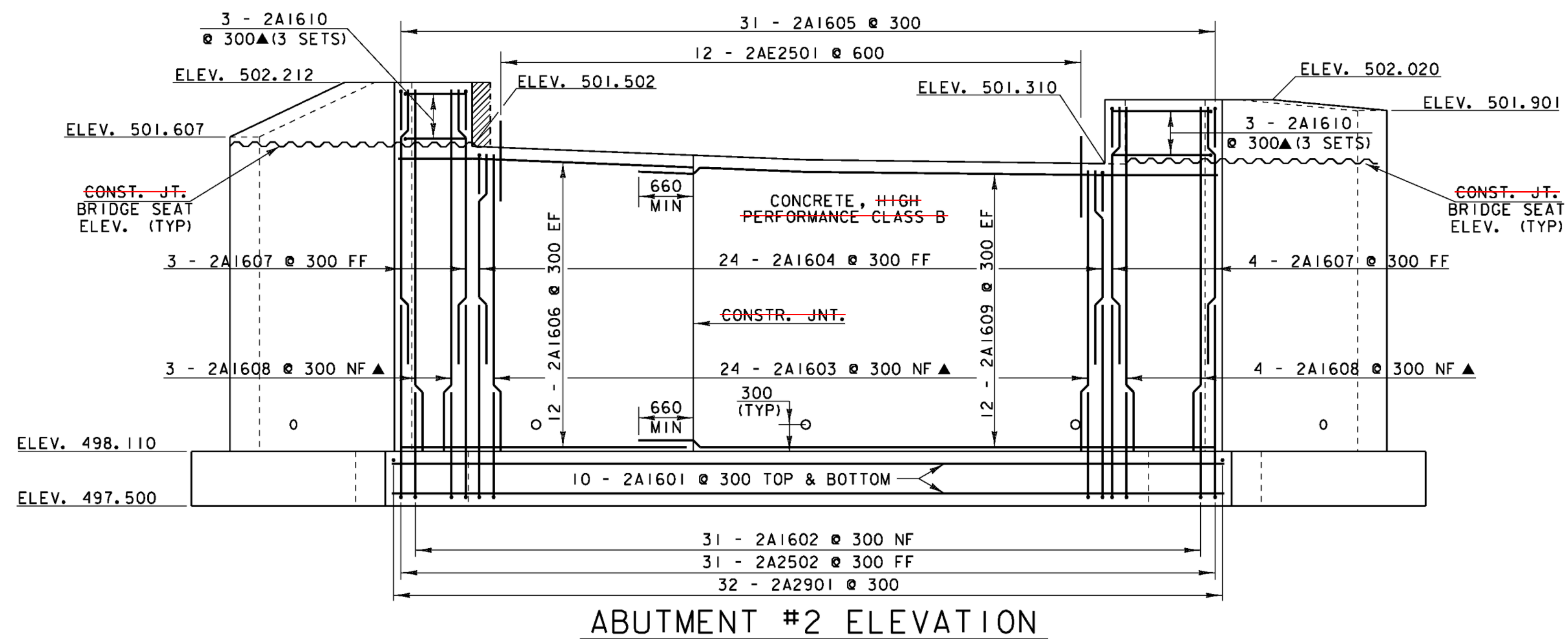


ABUTMENT TYPICAL SECTION
CAN BE FOUND ON
ABUTMENT 1 DETAIL SHEET 67



NOTES

1. NF = NEAR FACE
2. FF = FAR FACE
3. EF = EACH FACE
4. ▲ = CUT TO FIT IN FIELD
5. 80 CLEAR UNLESS OTHERWISE SPECIFIED ON THE PLANS
6. 3000 MAX. WEEPHOLE SPACING
7. ALL LAPS NOT DETAILED SHALL BE 660 (MIN)
8. "E" - DENOTES EPOXY COATED
9. PAYMENT FOR PREFORMED JOINT FILLER CORK TO BE INCIDENTAL TO CONCRETE, HIGH PERFORMANCE CLASS B



BRIDGE 20 ABUTMENT 2 DETAILS	
PROJECT NAME: CHITTENDEN	
PROJECT NUMBER: STP 1443(46)	
FILE NAME: /96j236/str/sj236ab.dgn	PLOT DATE: 14-AUG-2009
PROJECT MANAGER: C. CARLSON	DRAWN BY: C. WEEBER
DESIGNED BY: K. UPMAL	CHECKED BY: C. CARLSON
iparm: sj236br20ab2.i	SHEET 68 OF 81