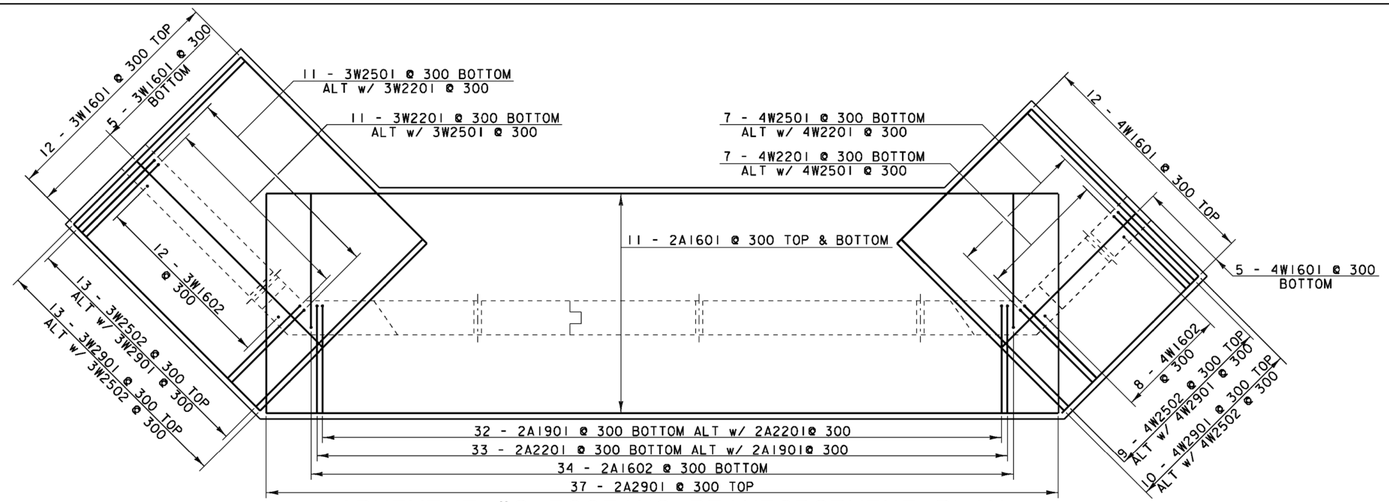

ABUTMENT #2 FOOTING REINFORCEMENT PLAN

SCALE: 1:40

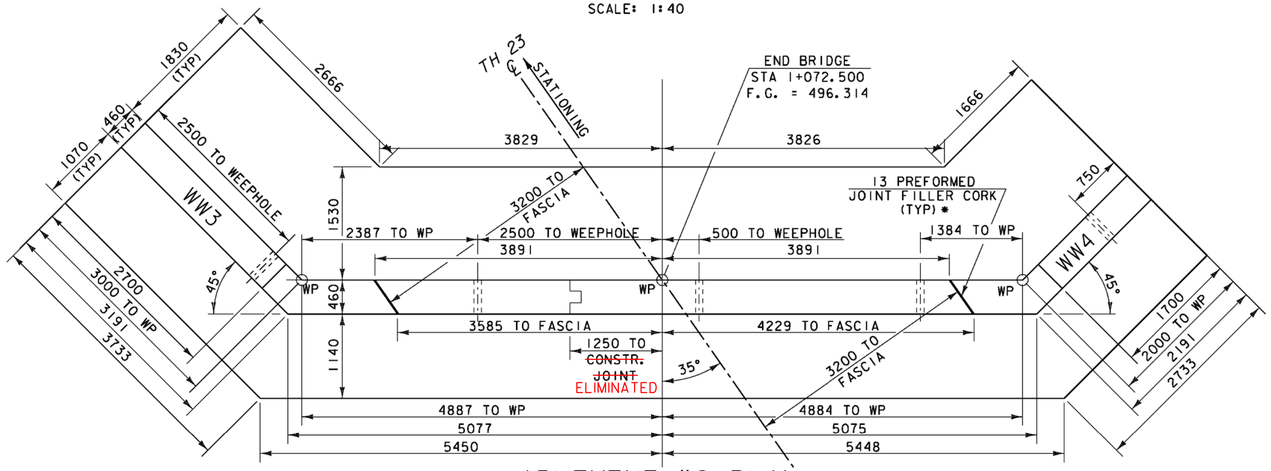

ABUTMENT #2 PLAN

SCALE: 1:40

*SEE NOTE 9

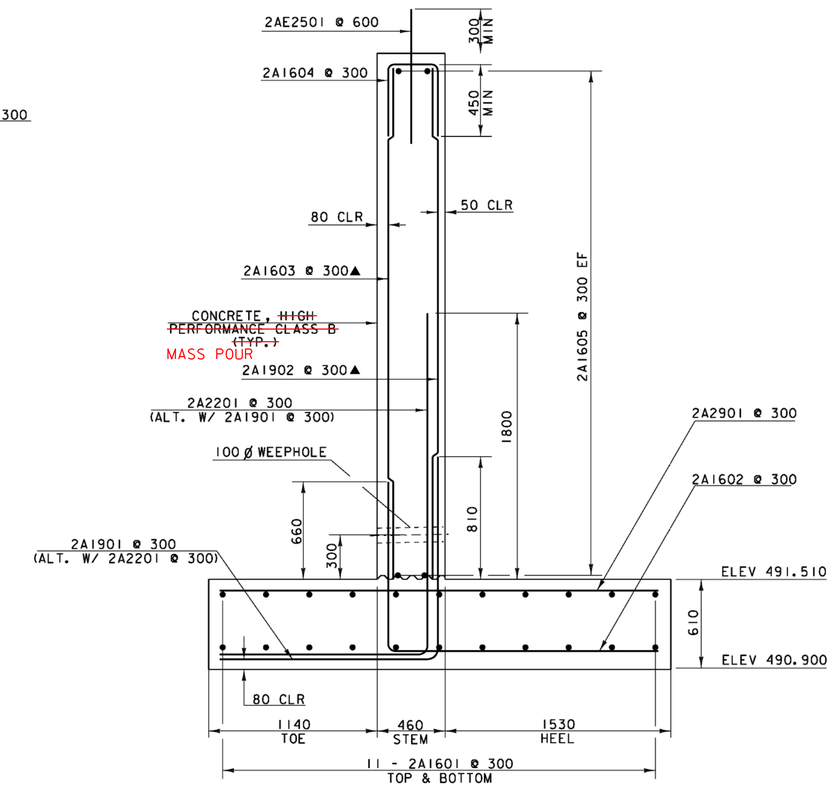

ABUTMENT NO. 2 TYPICAL SECTION

SCALE: 1:20

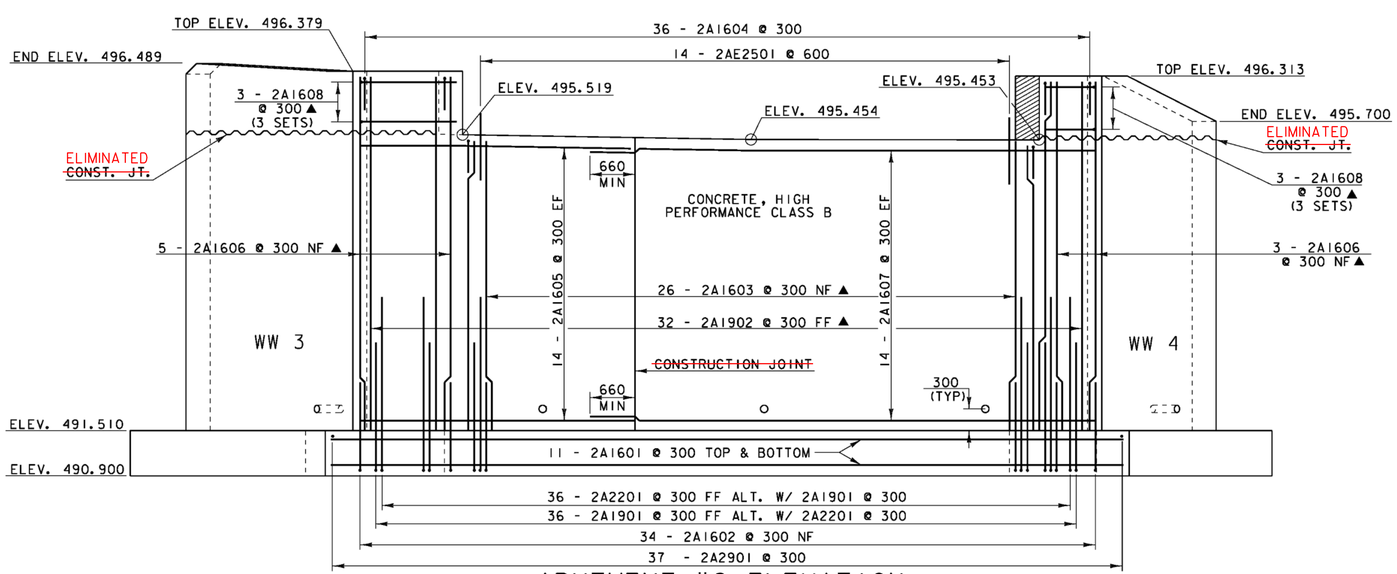

ABUTMENT #2 ELEVATION

SCALE: 1:40

NOTES

1. NF = NEAR FACE
2. FF = FAR FACE
3. EF = EACH FACE
4. ▲ = CUT TO FIT IN FIELD
5. 80 CLEAR UNLESS OTHERWISE SPECIFIED ON THE PLANS
6. 3000 MAX. WEEPHOLE SPACING
7. ALL LAPS NOT DETAILED SHALL BE 660 (MIN)
8. "E" - DENOTES EPOXY COATED
*9. PAYMENT FOR PREFORMED JOINT FILLER CORK TO BE INCIDENTAL TO CONCRETE, HIGH PERFORMANCE CLASS B

0 1 2 3 4

SCALE = 1:40

BRIDGE 19 ABUTMENT 2 DETAILS

PROJECT NAME: CHITTENDEN
PROJECT NUMBER: STP 1443(45)

FILE NAME: 96J236\str\sj236ab.dgn
PROJECT MANAGER: C. CARLSON
DESIGNED BY: K. UPMAL
Iparm: sj236br19ab2.i

PLOT DATE: 24-AUG-2009
DRAWN BY: C. WEEBER
CHECKED BY: C. CARLSON
SHEET 37 OF 81