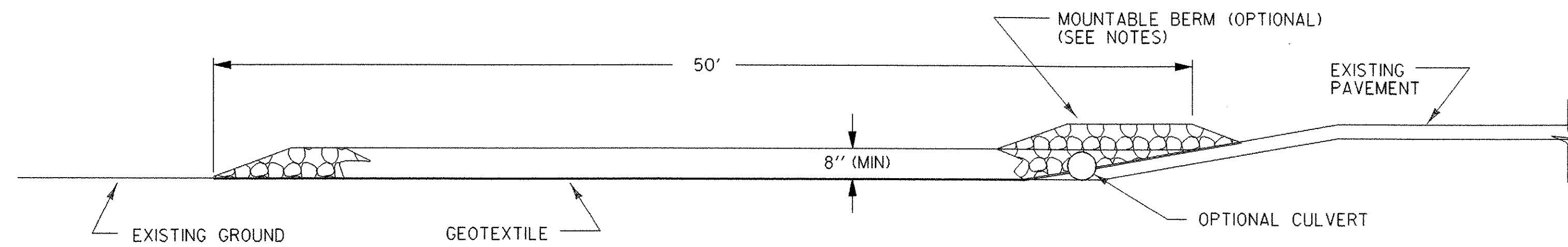


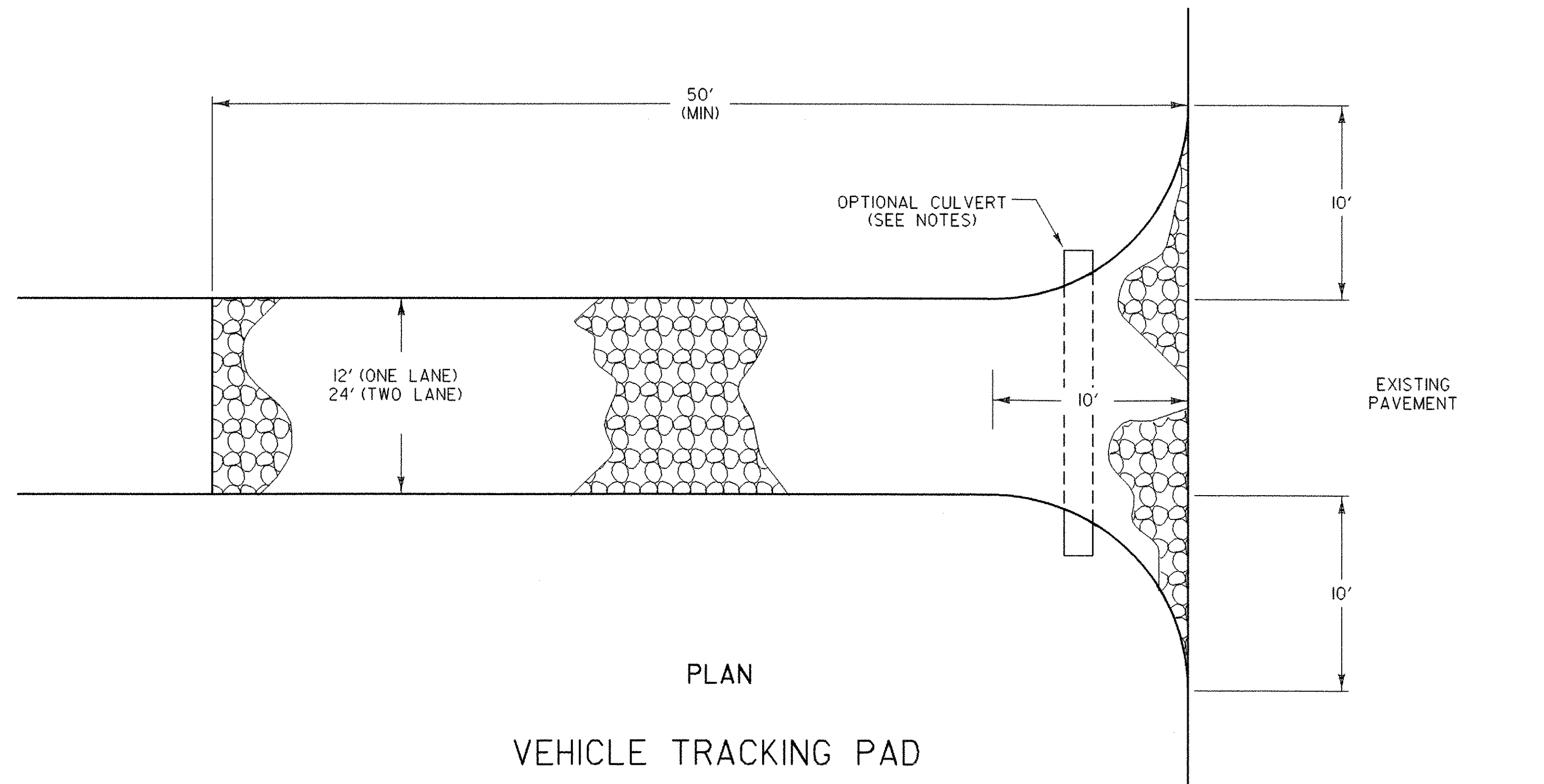
VEHICLE TRACKING PAD



PROFILE

VEHICLE TRACKING PAD

NOT TO SCALE



PLAN

VEHICLE TRACKING PAD

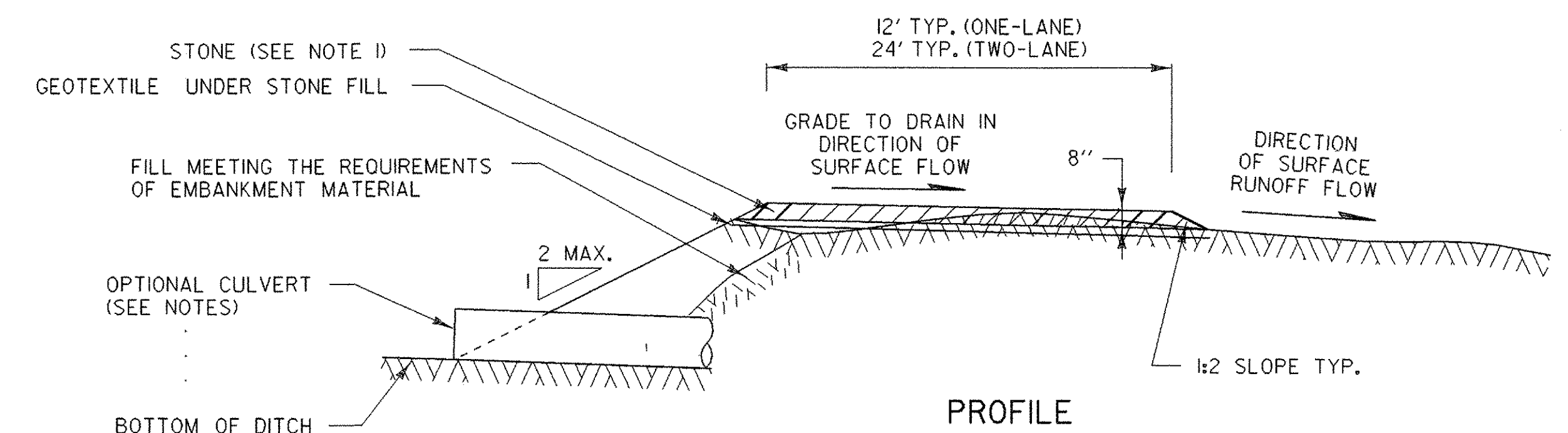
NOT TO SCALE

APPLICATION NOTES:

A. THE PURPOSE OF A VEHICLE TRACKING PAD IS TO REDUCE OR ELIMINATE THE TRACKING OF SEDIMENT ONTO PUBLIC RIGHTS OF WAY OR STREETS.

GENERAL NOTES:

1. STONE SIZE - USE CLEAN STONE THAT MEETS THE GRADATION REQUIREMENTS SPECIFIED IN THE CONTRACT DOCUMENTS.
2. LENGTH - 50 FEET (MIN.)
3. THICKNESS - 8 INCHES (MIN)
4. WIDTH - 12 FEET (MIN)
5. GEOTEXTILE UNDER STONE SHALL BE PLACED OVER THE ENTIRE AREA PRIOR TO PLACING OF STONE.
6. SURFACE WATER - ALL SURFACE WATER FLOWING OR DIVERTED TOWARD CONSTRUCTION ENTRANCES SHALL BE PIPED ACROSS THE ENTRANCE AS DIRECTED BY THE ENGINEER. IF PIPING IS IMPRACTICAL, A MOUNTABLE BERM WITH 5:1 SLOPES WILL BE PERMITTED.
7. PROPOSED DRAINAGE PIPES SHALL BE SIZED WITH SUFFICIENT CAPACITY TO CARRY DITCH FLOWS. ALTERNATIVE WAYS OF TRANSPORTING DITCH DRAINAGE ACROSS CONSTRUCTION ENTRANCES MAY BE PROPOSED BY THE CONTRACTOR FOR APPROVAL BY THE ENGINEER.
8. WHEN A VEHICLE TRACKING PAD ALONE IS NOT CAPABLE OF PREVENTING TRACKING OF SEDIMENT ONTO THE ROAD SURFACE THE CONTRACTOR SHALL TAKE ADDITIONAL STEPS BEFORE VEHICLES LEAVE THE CONSTRUCTION AREA.
9. VEHICLE TRACKING PAD SHALL BE INSPECTED EVERY SEVEN (7) CALENDAR DAYS AND WITHIN 24 HOURS OF A STORM EVENT GREAT ENOUGH TO CAUSE WATER TO LEAVE THE CONSTRUCTION SITE.
10. VEHICLE TRACKING PAD SHALL BE MAINTAINED WHEN THE AGGREGATE BECOMES CLOGGED AND NO LONGER PREVENTS TRACKING OF SEDIMENT ONTO THE PUBLIC RIGHT-OF-WAY. ADDITIONAL AGGREGATE MAY BE ADDED ON TOP OF EXISTING AGGREGATE ONLY TO A POINT WHICH ALLOWS A SMOOTH TRANSITION BETWEEN THE ROAD SURFACE AND CONSTRUCTION AREA.
11. AT THE TIME OF REMOVAL OF THE VEHICLE TRACKING PAD, THE DISTURBED AREA SHALL BE REPAIRED AND STABILIZED.



PROFILE

VEHICLE TRACKING PAD

NOT TO SCALE

EPSC-4 VEHICLE TRACKING PAD

PROJECT NAME: WEATHERSFIELD	
PROJECT NUMBER: BHO 1442(29)	
FILE NAME: /96J234/str/s96J234ecd.dgn	PLOT DATE: 15-MAR-2007
PROJECT LEADER: W. SYMONDS	DRAWN BY: VARIOUS
DESIGNED BY: T. FILLBACH	CHECKED BY: T. SUMNER
sj234vtpads.i	SHEET 24 OF 60