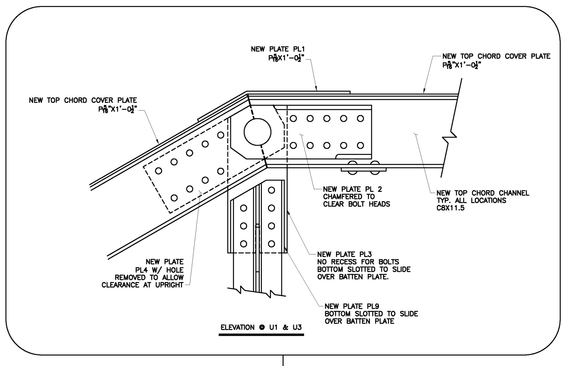

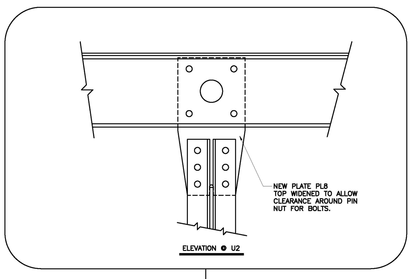

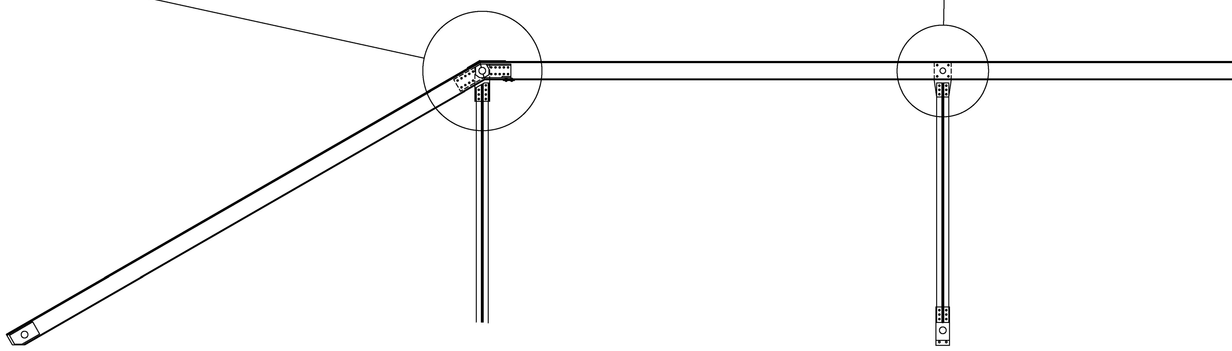

Hartford (Wilder) STP 1444(35) Bolt Qty. for Top Chord Replacement						
Qty.	Mem.1	Mem.2	Mem.3	Mem.4	Mem.5	Grip
32	PL1	TP1	EC3/EC4	Wedg.Wash.	Flat Wash	1 1/2"
16	PL1	TP2	EC1/EC2	Wedg.Wash.	Flat Wash	1 1/2"
80	PL2	EC3/EC4	Flat Wash.			1"
56	Angle	PL9	PL3	Flat Wash.		1 3/4"
72	PL4	EC1/EC2	Flat Wash.			1"
24	Angle	PL8	Flat Wash.			1 1/8"
16	EC3/EC4	PL8	Flat Wash.			1 1/8"

Rivet Quantities 1				
Qty.	Mem.1	Mem.2	Mem.3	Grip
368	EC1/EC2	TP1		3/4"
292	EC3/EC4	TP2		3/4"
80	EC1/EC2	M1		13/16"
32	EC3/EC4	M1		13/16"
100	EC1/EC2	3R	3R	1 3/16"
112	EC3/EC4	3R	3R	1 3/16"
16	EC1/EC2	3R		13/16"

Notes:

1) All bolts to be gr. A325 Galv heavy hex.
2) All rivets to be gr. A502 gr. 1
3) Exact quantities are given, extra rivets/bolts will need to be ordered for extra field quanties/testing purposes. Casco Bay will be responsible for supplying the bolts, Renaud Bros. Inc. will provide rivets.

ADDITIONAL CONSIDERATIONS:

1) TRIM TOP OF UPRIGHTS, TO ALLOW 8" CHANNEL TO DROP DOWN, AND BRING CENTERLINE OF BOLTS TO CENTER OF THE CHANNEL. MINIMUM EDGE DISTANCE ALLOWED FOR $\frac{3}{4}$" BOLTS IS $\frac{7}{8}$". ALL UPRIGHTS SHALL BE CUT USING A BANDSAW. ENDS WILL BE CUT SLIGHTLY LONG, THEN GROUND, ENSURING A $\frac{1}{16}$" RADIUS, AND A SMOOTH, BURR FREE EDGE.
2) BATTEN PLATES NEED TO BE MOVED AWAY FROM THE PIN LOCATIONS, TO ALLOW FOR PASSAGE OF DIAGONAL EYEBARS. THIS OCCURS WHEN THE WIDTH OF THE CHANNEL IS INCREASED, AND THE BOTTOM DROPS DOWN.
3) WEB THICKNESS IS CLOSE TO THAT OF EXISTING, SO PIN LENGTHS SHOULD NOT CHANGE.
4) ALL STRUCTURAL BOLTS TO BE NEW, AND NOT REUSED FROM ORIGINAL ASSEMBLY.
5) EXISTING LATTICE RAIL WILL NEED TO BE TRIMMED AND MODIFIED TO FIT THE 8" CHANNEL SECTIONS.

NOTES:

1) ALL STEEL TO BE AASHTO M 270 (ASTM A 709
2) ALL EDGES GROUND TO A $\frac{1}{16}$" RADIUS
3) PIN HOLES TO BE MACHINED AT RENAUD BROS.
ALL TOP CHANNEL SECTIONS SHALL BE MATCHED AS
DIRECTION, AND SHALL BE MARKED AND KEPT TOGET
4) ALL TOP CHORD COVER PLATES, LATTICE & BA
5) ALL GUSSET PLATE AND BENT PLATE CONNECTI
HEX BOLTS. WEDGE WASHERS SHALL BE USED
INTERFERENCE ISSUES ARISE.
6) CASCO BAY WILL FABRICATE ALL THE STRUCTUR
GALVANIZER, & TRANSPORT TO THEIR FACILITY
6)1) MACHINE ALL PIN HOLES
6)2) MATCH DRILL ALL HOLES DESIGNATED TO B
6)3) ASSEMBLE TRUSS HALVES
6)4) TORQUE ALL BOLT LOCATIONS
6)5) SHORE, AND TRANSPORT TO CASCO BAY FO
7) ADDITIONAL WORK RENAUD BROS. WILL BE PER
7)1) TRIM UPRIGHT MEMBERS TO ALLOW FOR HE
7)2) DRILL ADDITIONAL HOLES IN UPRIGHTS TO C
SHIM PLATE @ LOCATION U1.

Vermont Agency of Transportation
RECEIVED
CK'D BY TCF OK'D BY KMH
October 5, 2012
RESUBMIT _____ APPROVED AS NOTED
BY KMH DATE 10/5/2012

REV. NO.	DATE:
1	10/3/2012

B.
I.

C:\Users\Administrator\Documents\Works in Progress\Wilder\Drawings & Dimensions\New Top Chord Details.dwg, 10/3/2012 3:06:16 PM