The replacement of members EP1, U1-U2, U2-U1', and EP1' necessitates different details than shown on this sheet. See Sheets 10-13 (1/4-4/4) for modifications.

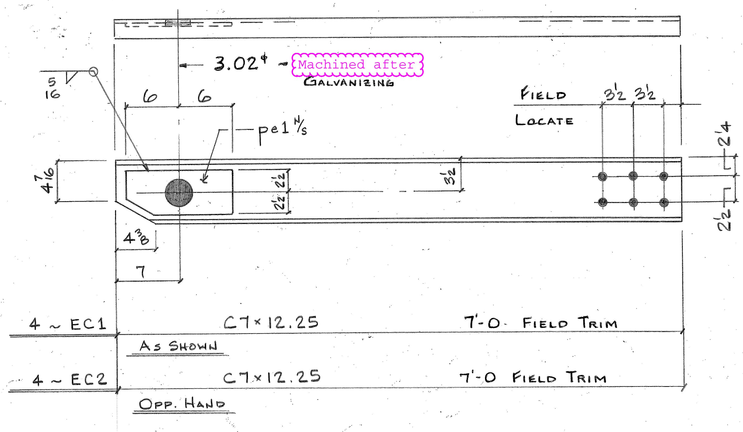

4 ~ EC1 — C7×12.25 — 7'-0 Field Trim
As Shown
4 ~ EC2 — C7×12.25 — 7'-0 Field Trim
Opp. Hand

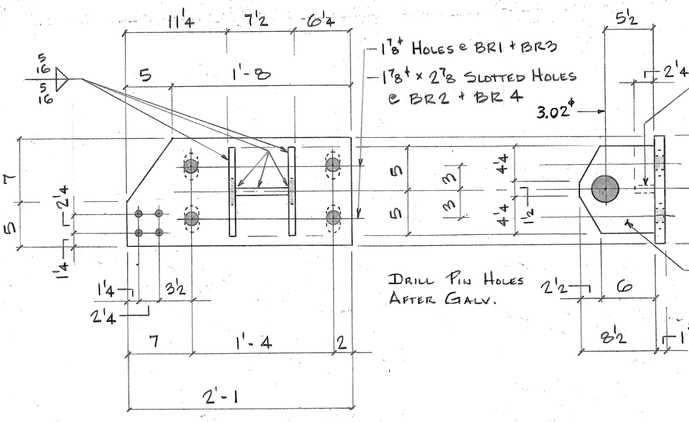

One ~ BR1: As Shown
PL 1×12×2'-1

One ~ BR3: Opp
PL 1×12×2'-1

One ~ BR2: As Shown + Noted
PL 1×12×2'-1

One ~ BR4: Opp Ha
PL 1×12×2'-1

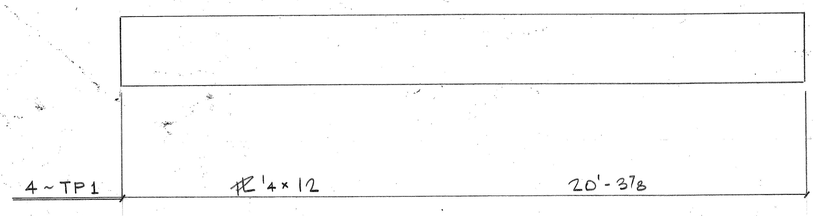

4 ~ TP1 — PL 1/4×12 — 20'-3 7/8

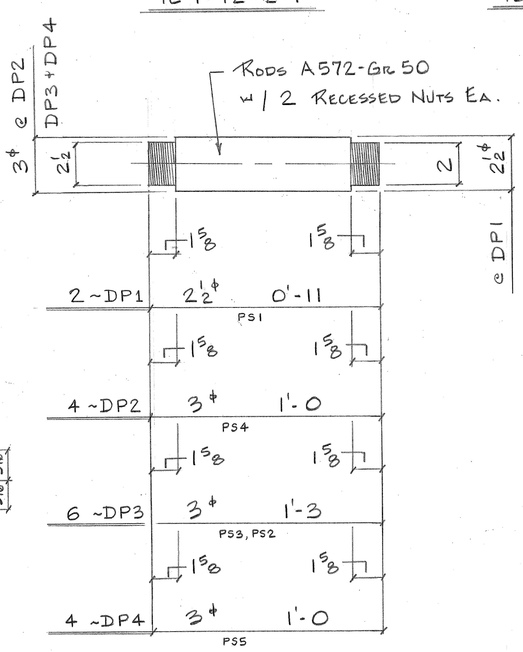

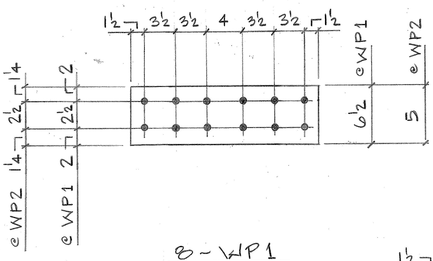

8 ~ WP1
PL 5/16×6 1/2×1'-9

8 ~ WP2
PL 5/16×5×1'-9

Holes To Be 11/16ϕ U.N.O.

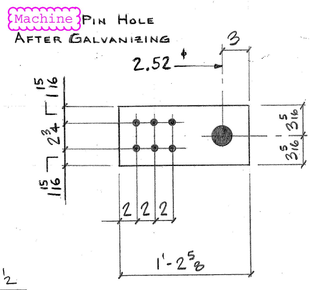

4 ~ PL8
PL 3/4×6 5/8×1'-2 5/8

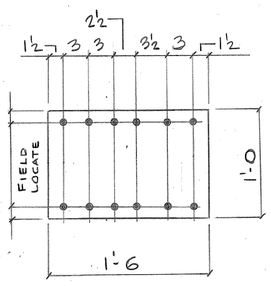

8 ~ FP1
PL 5/16×12×1'-6

Pipe Spac

4 ~
3ϕ A572 Rod

4 ~
3ϕ Sch. 40

8 ~
3ϕ Sch. 40

4 ~
3ϕ Sch. 40

4 ~
3ϕ Sch. 40

All Rail Compo
To Be Furnished
Renaud Brothers

Vermont Agency of Transportation
RECEIVED
CK'D BY TCF OK'D BY KMH
November 9, 2011
RESUBMIT BY KMH APPROVED As Noted DATE 9/10/2012