Accepted ✓
Accepted as Noted
Accepted Noted Resubmit
Rejected, Revise Resubmit
Rejected - Unacceptable

Checking is only for conformance with the design concept of the Project and compliance with the information given in the Contract Documents. The Engineer assumes no liability for errors or omissions that may be contained herein. The Contractor, by approving and submitting these documents, verifies their accuracy as stipulated on the Contractor's Shop Drawing Stamp.

Date 9/25/09 By ZPD DuBOIS AND KING

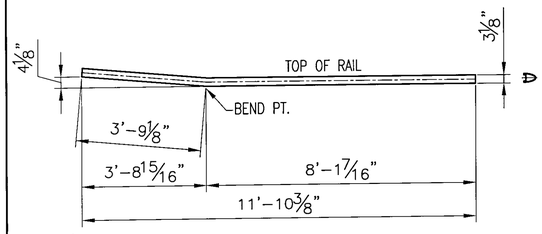

1 ONE REQ'D. ~ BENT RAIL 'TB7'
(FRONT ELEVATION VIEW)
11'-10 9/16" LGTH ALONG LONGEST EDGE

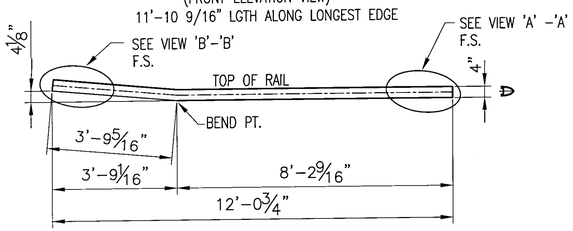

1 ONE REQ'D. ~ BENT RAIL 'MB7'
(FRONT ELEVATION VIEW)
11'-11 7/8" LGTH ALONG LONGEST EDGE

1 ONE REQ'D. ~ BENT RAIL 'BB7'
(FRONT ELEVATION VIEW)
11'-11 7/8" LGTH ALONG LONGEST EDGE

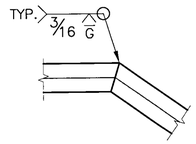

TYPICAL WELD DETAIL @ MITERED BAL. RAILS

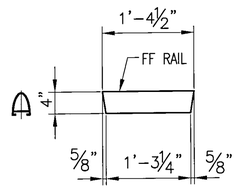

MITERED TOP RAIL 'tb8c'
4 REQ'D.
ONE REQ'D. ~ 'tb8c' x 1'-4 1/2" (ALONG LONGEST EDGE)

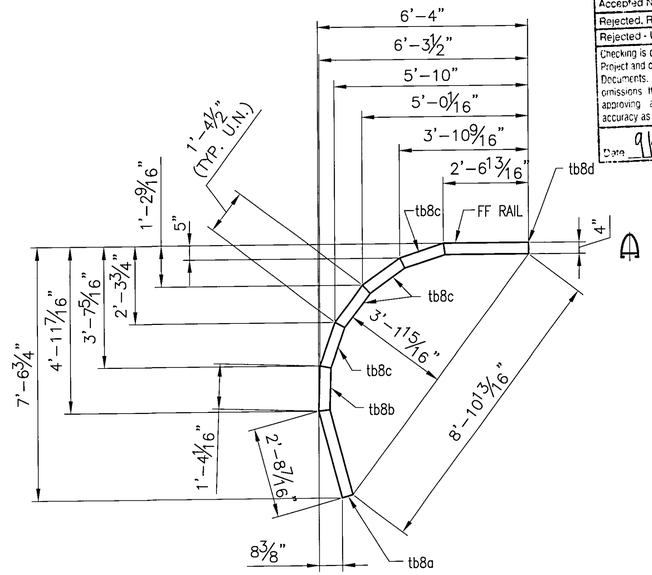

ONE REQ'D. ~ MITERED TOP RAIL 'TB8'
ONE REQ'D. ~ 'tb8a' x 2'-8 7/16" (ALONG LONGEST EDGE)
ONE REQ'D. ~ 'tb8b' x 1'-4 1/16" (ALONG LONGEST EDGE)
4 REQ'D. ~ 'tb8c' x 1'-4 1/2" (ALONG LONGEST EDGE)
ONE REQ'D. ~ 'tb8d' x 2'-6 13/16" (ALONG LONGEST EDGE)

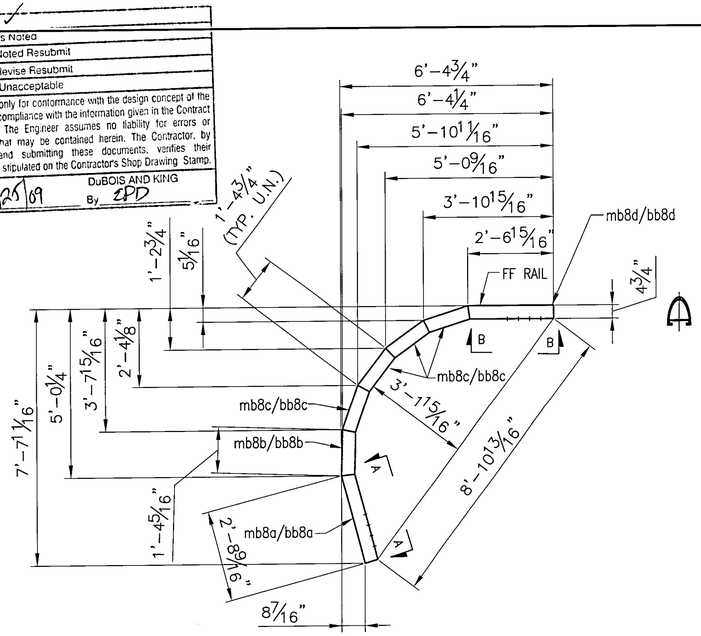

ONE REQ'D. ~ MITERED MID RAIL 'MB8'
ONE REQ'D. ~ 'mb8a' x 2'-8 916" (ALONG LONGEST EDGE)
ONE REQ'D. ~ 'mb8b' x 1'-4 5/16" (ALONG LONGEST EDGE)
4 REQ'D. ~ 'mb8c' x 1'-4 3/4" (ALONG LONGEST EDGE)
ONE REQ'D. ~ 'mb8d' x 2'-6 15/16" (ALONG LONGEST EDGE)

ONE REQ'D. ~ MITERED BOT. RAIL 'BB8'
ONE REQ'D. ~ 'bb8a' x 2'-8 916" (ALONG LONGEST EDGE)
ONE REQ'D. ~ 'bb8b' x 1'-4 5/16" (ALONG LONGEST EDGE)
4 REQ'D. ~ 'bb8c' x 1'-4 3/4" (ALONG LONGEST EDGE)
ONE REQ'D. ~ 'bb8d' x 2'-6 15/16" (ALONG LONGEST EDGE)



1 DEVELOPED FRT ELEV. OF 'TB8'

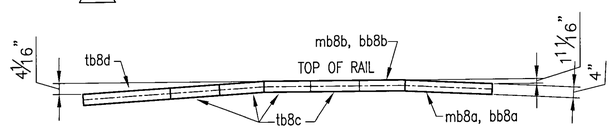

1 DEVELOPED FRT ELEV. OF 'MB8' & 'BB8'

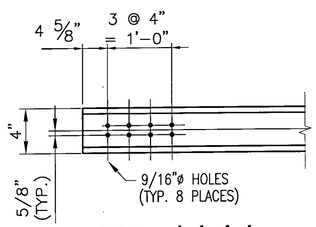

SECT. 'A'-'A'
(REAR ELEVATION)

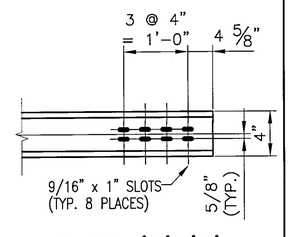

SECT. 'B'-'B'
(REAR ELEVATION)

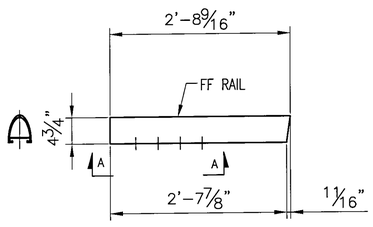

MITERED MID RAIL 'mb8a'
ONE REQ'D.
ONE REQ'D. ~ 'mb8a' x 2'-8 9/16" (ALONG LONGEST EDGE)

MITERED BOTTOM RAIL 'bb8a'
ONE REQ'D.
ONE REQ'D. ~ 'bb8a' x 2'-8 9/16" (ALONG LONGEST EDGE)

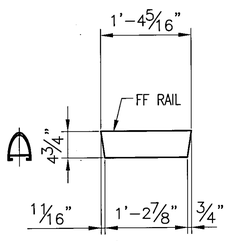

MITERED MID RAIL 'mb8b'
ONE REQ'D.
ONE REQ'D. ~ 'mb8b' x 1'-4 5/16" (ALONG LONGEST EDGE)

MITERED BOTTOM RAIL 'bb8b'
ONE REQ'D.
ONE REQ'D. ~ 'bb8b' x 1'-4 5/16" (ALONG LONGEST EDGE)

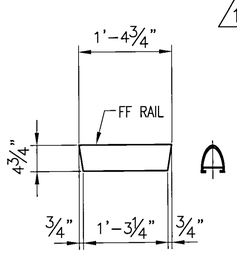

MITERED MID RAIL 'mb8c'
4 REQ'D.
ONE REQ'D. ~ 'mb8c' x 1'-4 3/4" (ALONG LONGEST EDGE)

MITERED BOTTOM RAIL 'bb8a'
4 REQ'D.
ONE REQ'D. ~ 'bb8c' x 1'-4 3/4" (ALONG LONGEST EDGE)

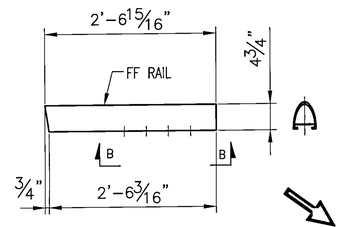

MITERED MID RAIL 'mb8d'
ONE REQ'D.
ONE REQ'D. ~ 'mb8d' x 2'-6 15/16" (ALONG LONGEST EDGE)

MITERED BOTTOM RAIL 'bb8a'
ONE REQ'D.
ONE REQ'D. ~ 'bb8d' x 2'-6 15/16" (ALONG LONGEST EDGE)

ANODIZED
(SEE NOTES ON LB1)

REV.	DESCRIPTION	BY	DATE
1	REVISED PER APPROVER MARKUP	CMS	03 22 07

BRIDGE No. 7
PROJECT No. BHF 6000 (15) S
ITEM No: 900.640

APPROVED: _____ REC'D APPROVAL _____ DRAWING _____

L.B. FOSTER COMPANY
1016 GREENTREE ROAD
PITTSBURGH, PENNSYLVANIA 15220

FOR: F. R. LAFAYETTE, INCORPORATED
VERMONT AGENCY OF TRANSPORTATION
CITY OF BARRE, COUNTY OF WASHINGTON
BRIDGE RAILING FOR PROSPECT ST. OVER STEVENS BRANCH
3-LINE ALUM BRIDGE RAIL ~ MISC RAIL DETAILS

MADE CMS DATE 08/10/09 JOB No. AR0569 CUST. No.
CHECK BLJ DATE 08/17/09 DRAWING LB25 REV. No. ONE